

CARGO LIFTER - ES/CS SERIES

BUILT FOR HEAVY MATERIAL LIFTING

Electrical or Manual:

- Available as a powered unit with electrical motor (ES) or Manual unit (CS).
- Robust, durable mast.
- Safety anti-fall system on mast.
- Load capacity 300kg.
- One person can easily load and unload from a vehicle.
- Legs fold, making it easy to setup and manoeuvre on-site.
- Steel cable and pulleys are covered for safety.
- Counter-weights are not required.




Manual Model (#CS)



Electric Model (#ES)


The Perfect Lifter for:

- HVAC Contractors
- Electrical Contractors
- Industrial Maintenance
- Steel Frame Erection
- Facilities Maintenance



CS-SERIES


Manual Operation



Standard Fork

(PN #3017008)

- Come standard with each ES/CS lifter
- Load capacity - 300kg
- Weight - 14kg
- Dimensions - 600x700x355 mm



Optional Accessory

(PN #3017014)

- Pipe Forks
- Load capacity - 300kg
- Weight - 16 kg
- Dimensions - 600x700x355 mm

CARGO LIFTER - ES/CS SERIES



• ES-700 with optional Pipe Forks.

• ES-700 with Standard forks

Equipped with level to help operator ensure safe setup.

CARGO LIFTER		# ES/CS-380	# ES/CS-550	# ES/CS-700	# ES/CS-850
Basic Height	cm	217	217	217	217
Lifting height (forks up)	cm	330	498	664	816
Lifting height (forks down)	cm	385	553	716	871
Load Capacity - 38.5cm from boom	kg	300	300	300	300
Load Capacity - 70.0cm from boom	kg	300	250	200	200
Basic Dimensions (Stowed)	cm	90 x 76	90 x 76	90 x 76	90 x 76
Basic Dimensions (operating)	cm	216 x 170	216 x 170	216 x 170	216 x 170
Fork dimensions	cm	64 x 56	64 X 56	64 x 56	64 x 56
Ground Clearance (forks up)	cm	0	0	0	0
Ground Clearance (forks down)	cm	58	58	58	58
Machine weight ES/CS		176 / 144	198 / 166	219 / 187	240 / 209
Motor for ES model	V	220-224 Volts, also available on 110 Volt for overseas order			
Shipping Size	cm	117 x 78 x 231	117 x 78 x 231	117 x 78 x 231	117 x 78 x 231

Please email to sales@spacepac.com.au for current pricing