


Replaces all previous versions

Effective 1st February 2010

Design and make your own decorator items with

QUBELOK



Suitable for
Tables, Book Shelves,
Display Storage,
Hi-Fi Racks,
Coffee Tables,
Planters, etc

The only limit is your imagination.

Be your own designer!
Qubelok's clean, modern lines combined with strength and light weight present unlimited opportunities to make decorator items unique to your home.



All prices/specifications subject to change without notice.

Add 10% GST - Australia only

Replaces all previous versions

Effective 1st February 2010

How Does it work?

Basically, making your Qubelok creation is simplicity itself. Virtually anybody can do it with a little care and thought.

Simple tools you need are a hacksaw, a vice, (or better still a basic mitre box) a file to smooth the cut edges of the tubing, some adhesive (Selley's Urethane Bond, or something similar) is good. To tap the components together a rubber hammer or plastic headed hammer is best.

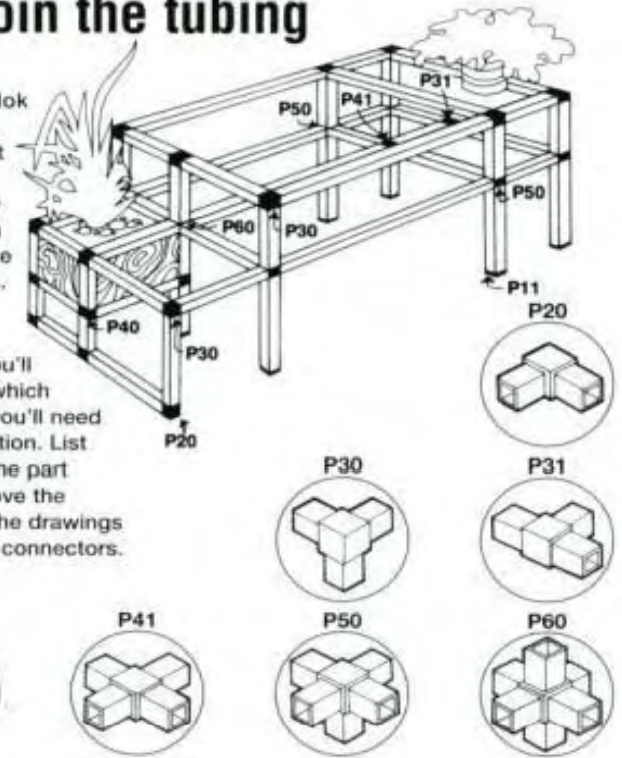
Plan your creation, drawing it like the sketch below, and decide on the measurements. Then add up the length of Qubelok tubing you will need to buy. (Check the back page at this point – it shows the type of tubing you need to accept glass, or particle board you want to use as tops or shelves).

The connectors you need are all shown on the sketch below. Make a list of connectors (their numbers are noted in the circles) and that is all the Qubelok material you need.

There is a table of accessories over the page which you may also need to finish off the details.

The connectors that join the tubing

There are seven Qubelok connectors. With these it is possible to make any combination of right angle connections. Look at the sketch on the right – you'll quickly see which connectors you'll need for your creation. List them using the part numbers above the circles with the drawings of the actual connectors.

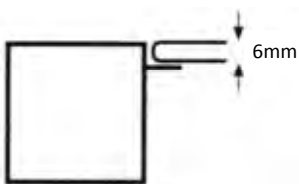


SHELVING

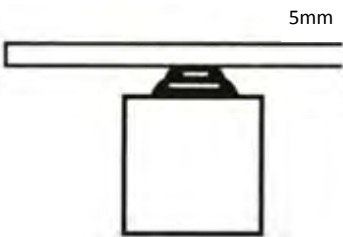
with Qubelok you can choose timber, glass or even particle board shelving for tops, depending on the items you are designing, and the surrounding in which it will be placed. Here are a few details you will find helpful



WOOD
 Tops or shelves of wood fit neatly on the 'lip' Support of the 'Lipped Tubing'




GLASS
 When you fit glass (or perspex) the 'lip' is set high on the tube. Simply turn the 'lipped' tubing over and the 'lip' accepts glass of 6mm thickness exactly for a flush fit.



Using "BUMPONS"
 It is possible to use 5mm glass when using 'P10 BUMPONS' to cushion glass.

QUBELOK CROSS SECTIONS



THE BASIC SQUARE TUBE
 H4487

On the left is a cross section of the Qubelok tube which is 24.4mm (1") square, shown here actual size. The tubing comes in 6m lengths, and we can cut them to 3m lengths if this is more convenient.

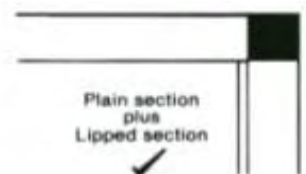
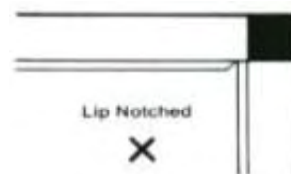


THE 'LIPPED' TUBE WHICH ACCOMMODATES SHELVING
 T7200

The 'lipped' tubing, also shown here actual size, is used for the inset of glass or perspex. Turned the other way up it allows the inset of timber or particle board.



THE DOUBLE LIP 7.5mm RECEPTOR TUBE
 N9673
 Accommodates glass or acrylic.



CORNERS


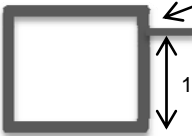

When you have corners use 'lipped' tubing on two opposite sides, and plain tubing on the other sides. This means you do not have to 'notch' the support 'lips' when they meet at the corners.









All prices/specifications subject to change without notice.

Replaces all previous versions

Effective 1st February 2010

QUBELOK - 25mm(1") Aluminium Square Tube System With Nylon Joints

Tube Schedule (6m/Length)	Code	Product		
BASIC SQUARE TUBE				
 <p>25.4mm sq</p>	# EH4487P4605650	Black Anodised		
	# EH4487MF605650	Mill Finish		
	# EH4487AF605650	Clear Anodised		
LIPPED TUBE				
 <p>6mm Lip to hold plate glass or particle board. 17mm</p>	# ET7200P4605650	Lipper - Black Anodised		
	# ET7200MF605650	Lipper - Mill Finish		
	# ET7200A1605650	Lipper - Clear Anodised		
DOUBLE LIPPED TUBE				
 <p>7.5 mm - Internal</p>	# EN9673MF605600	Double Lipped - Mill Finish		
	# EN96736060-T5-15UM	Double Lipped - Clear Anodised		

Fittings (Black h.d. Nylon)	Code	Product		
        <p>SCI010 End Plug</p> <p>TWS011 Castor Socket</p>	P20	2 Way Black Nylon		
	P30	3 Way Black Nylon		
	P31	3 T Way Black Nylon		
	P40	4 Way Black Nylon		
	P41	4 T Way Black Nylon		
	P50	5 Way Black Nylon		
	SCI010	End Plug		
	TWS011	Socket - Threaded		
	TW50SG	Castor - 50mm Twin Wheel		

PLEASE EMAIL TO SPACEPAC@SPACEPAC.COM.AU FOR CURRENT PRICING

All prices/specifications subject to change without notice.