




## Fence Feeders & Drinkers


### FENCE & RAIL FEEDERS

*All fence feeders and drinkers available in a range of popular colours*




A huge range offering simple solutions to providing food and water in stables, shelters and other enclosed areas.

CODE	CAPACITY (LITRES)	DIMENSIONS (mm)			TRADE Inc.GST
		L 	W 	H 	
PTS02	45	540	410	330	\$117.80
PTS04F	15	450	340	250	\$68.40
PTS14	32	440	400	250	\$62.70
PTS15	32	450	450	270	\$69.35
PTS16	40	430	430	300	\$69.35
PTS20	15	505	250	240	\$52.92



PTS02

- Extremely strong feed bin – ideal for bulls
- Large capacity – 45 litres
- Rust free for long life




PTS04F

- All poly construction - rust free
- 15 litre capacity - Easy to clean
- Proven durability in stockyards around the country
- UV stabilised for long outdoor life




PTS20

- 15 litre capacity feeder
- All polyethylene construction
- UV stabilised for long outdoor life



PTS14

- 32 litre D-shape horse feeder
- Return lip around top prevents feed from being blown or dragged out
- Corrosion proof – ideal for liquid feed supplements
- Proven durability



PTS15

- 32 litre capacity corner feeder
- Space saving design
- Corrosion proof – ideal for supplement feeding
- Easy to clean external turned over edges



PTS16

- Based on same design as the popular D- shape feeder
- 40 litre capacity
- Space saving corner design
- Corrosion proof – UV stabilised

# Fence Feeders & Drinkers

## HAY FEEDER



### Features

- Generous hay compartment - fits one biscuit of hay.
- New lid prevents horse pulling biscuit out of hay rack  
Lid can be purchased separately to fit onto existing feeders
- All PTS03 comes standard with a lid
- Feed bin prevents valuable feed from falling onto ground
- Zinc plated hay compartment frame and galvanised brackets



CODE	DIMENSIONS (mm)			TRADE Inc GST
	L	W	H	
PTS03	600	500	700	\$231.80
PTS03LD	Hay rack lid only			\$52.82


## FENCE DRINKERS



(flow rates for floats, see page 31)

### PTS04W

- 6 litre capacity drinker with ½" float and float cover
- Versatile drinker for use with many types of animals - horses, dogs, poultry etc
- Good sized drain bung for easy cleaning
- UV stabilised for long outdoor life
- Galvanised mounting plate.



### PTS01W & PTS15W

- 45 litre 1 piece moulded drinker plus float and cover
- ½" high pressure float valve for reliable service
- Immensely strong construction
- Galvanised steel mounting brackets
- 2" drain bung for easy cleaning
- PTS15W fits into a corner to preserve space

CODE	CAPACITY (LITRES)	DIMENSIONS (mm)			TRADE Inc.GST
		L	W	H	
PTS01W	45	540	410	380	\$184.30
PTS04W	6	350	330	190	\$106.40
PTS15W	45	460	460	380	\$189.00

All Fence feeders and Drinkers are available in the following range of colours :



Note: Due to the printing process, colours may not be true representation of product.


# Spare Parts

Only sold in conjunction with trough purchases, minimum order \$ 500.00+GST

## SPARE PARTS

### ULTRA LONGLINE TROUGH

CODE	DESCRIPTION	TRADE Inc.GST
PTFC25US	Float and cover for super width Ultra Trough	\$99.80
PTFC25UN	Float and cover for standard width Ultra Trough	\$96.00
PTF25	1" float valve complete for Ultra Trough	\$54.34
PTA66	Float cover only for super width Ultra Trough	\$45.50
PTA67	Float cover only for standard width Ultra Trough	\$43.13
PTFC25USM	Float and cover for central mount - PT56W	\$98.80
PTFC25UNM	Float and cover for central mount - PT62W & PT66W	\$96.00
PTA83	2" Drain bung	\$10.16

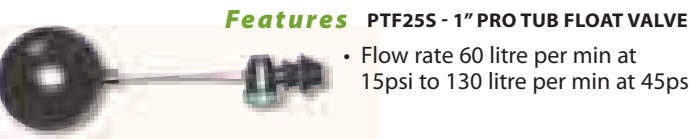


#### Features PTF25 - 1" FLOAT VALVE

- Flow rate 60 litre per min at 15psi to 130 litre per min at 45psi

### PRO TUB

CODE	DESCRIPTION	TRADE Inc.GST
PTFC25U	1" float valve and cover for Pro Tub Trough	\$109.20
PTF25S	1" float valve complete for Pro Tub Trough	\$54.82
PTA65	Float cover only for Pro Tub Trough	\$61.66
PTA71S	1" valve only for Pro Tub Trough (no float)	\$42.08
PTA77	Float ball only (no valve or arm) for PTA71S	\$13.49
PTA83	2" drain bung	\$10.16
PTF50S	2" float valve, complete with short arm suitable for PTTU44W, PTTU46W	\$271.70



#### Features PTF25S - 1" PRO TUB FLOAT VALVE

- Flow rate 60 litre per min at 15psi to 130 litre per min at 45psi

#### Features PTF50S - 2" PRO TUB FLOAT VALVE

- Flow rate 300 litre per min at 15psi to 500 litre per min at 45psi

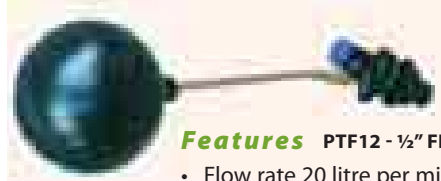


### ROUND TROUGH

CODE	DESCRIPTION	TRADE Inc.GST
PTFC25T	1" float valve and cover for Round Water Trough	\$102.60
PTF25	1" float valve complete for Round Water Trough	\$54.34
PTF50	2" float valve complete for Round Water Trough	\$271.70
PTA64	Float cover only for Round Water Trough	\$71.25
PTA71	1" valve only for Round Water Trough (no float)	\$40.76
PTA77	Float ball only (no valve and arm) for PTA71	\$13.49
PTA83	2" drain bung	\$10.16

### LONGLINE TROUGH

CODE	DESCRIPTION	TRADE Inc.GST
PTFC12L	1/2" float valve and cover for longline trough	\$69.06
PTF12	1/2" float valve complete for longline trough	\$35.91
PTFC25L	1" float valve and cover for longline trough	\$95.00
PTF25	1" float valve complete for longline trough	\$54.34
PTA61	Float cover only for 1/2" valve	\$33.92
PTA62	Float cover only for 1" valve	\$37.05
PTA70	1/2" float valve only (excludes float ball)	\$28.50
PTA71	1" float valve only (excludes float ball)	\$40.76
PTA76	Float ball only (excludes valve and arm) for PTA70	\$10.36
PTA77	Float ball only (excludes valve and arm) for PTA71	\$13.49
PTA80	1 1/2" joiner for 3.6m and 4.8m longline trough	\$27.17
PTA84	2" drain cap for longline trough	\$5.13



#### Features PTF12 - 1/2" FLOAT VALVE

- Flow rate 20 litre per min at 15psi to 50 litre per min at 100psi

### FENCE DRINKERS

CODE	DESCRIPTION	TRADE Inc.GST
PTFC12W	1/2" float valve and cover for PTS04W	\$61.18
PTF12R	1/2" float valve complete for PTS04W	\$33.92
PTF12	1/2" float valve complete for PTS01W	\$35.91
PTA60	Float cover only for PTS04W	\$27.17
PTA81	3/4" Drain bung for PTS04W	\$3.32
PTA84	2" drain cap for PTS01W	\$5.13



#### Features PTF12R - FLOAT VALVE FOR PTS04W

- Flow rate 20 litre per min at 15psi to 50 litre per min at 100psi

### M SERIES TROUGH

CODE	DESCRIPTION	TRADE Inc.GST
PTFC12M	1/2" float valve and cover for M Series trough	\$70.02
PTF12	1/2" float valve complete for M Series trough	\$35.91
PTA63	Float cover only for M Series trough	\$32.96
PTA70	1/2" float valve only (excludes float ball)	\$28.50
PTA76	Float ball only (excludes valve and arm)	\$10.36