

Replaces all previous versions

OP Range - Commercial Waste Bins - 4 Wheels

Advantages of the New Design

We have not only redesigned our 1100 sl series. More variation, the flat lid model in a dedicated development, integrating numerous improvements to create a smoother design. This means lower operational costs, safer operation and easier handling.

Stronger in use

- Stronger, redesigned body
- Reinforced base, wheel housing and comb construction
- Flexible lid to resist maximum strain
- Less wear and tear - increasing expected lifetime
- Improved emptying characteristics
- Reinforced and protected hinge arrangement

Easier to Maintain

- Universal, easily interchangeable parts - requiring fewer spare parts in stock
- Smooth surface in the base area - making for easier cleaning
- Lid less susceptible to wind and rain
- Four safe and ergonomic handles - exchangeable
- Improved and repositioned drain plug

Ready for the Future

- Improved health and safety characteristics
- Ready for use with recycling apertures and various options
- EN 840 certified
- Optimum space for customised markings

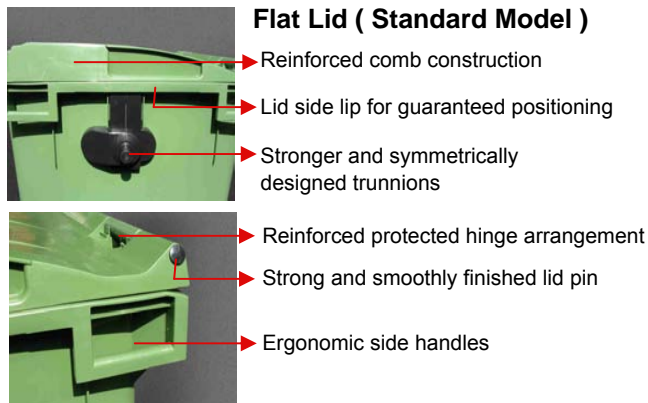
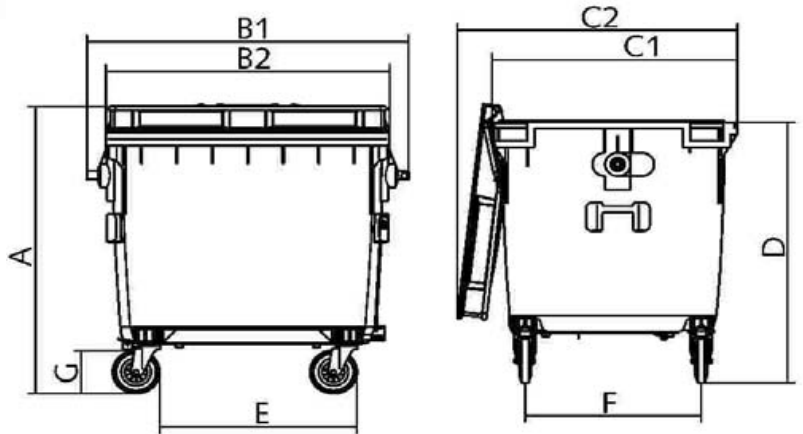
OTTO DESIGN



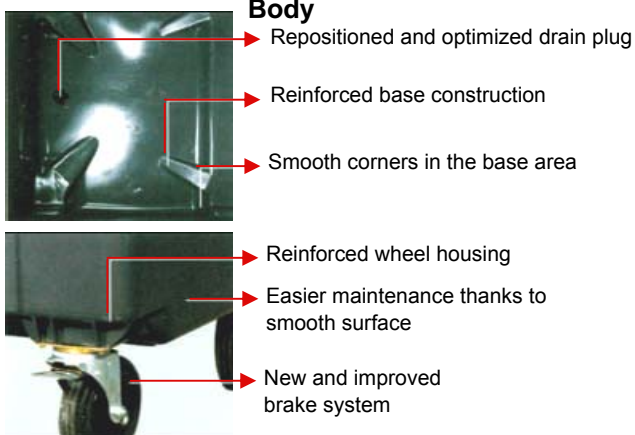
1100 L - Std Flat Lid

660 L - Std. Flat Lid

1100 L- Round Lid with Optional "H" Handle (POA)



Flat Lid (Standard Model)



Body

Part Number (#)	MGB660L	MGB1100
Nom. Volume (L)	660	1100
Dead weight approx. (kg)	45	56
Useful load (kg)	264	440
A - Overall height (mm)	1180	1340
B1- Width including pick-up pivot (mm)	1360	1360
B2- Width without pick-up pivot (mm)	1260	1200
C1- Overall depth (mm)	770	1040
C2- Overall depth lid Opened (mm)	875	1230
D - Upper edge comb (mm)	1095	1205
E - Wheelbase depth (mm)	490	750
F - Wheelbase Width (mm)	870	840
G - Wheel diameter (mm)	200	200

Please email to spacepac@spacepac.com.au for current pricing

Wheel: 4, rubber, (2 with brakes)

Material: HDPE, UV resistant

Standards: EN 840

Colours: Grey, Blue, Green Brown- other colours on request