


# STORETEK Style - Modular Workbenches

## QUALITY

Ergonomically designed for working comfort and maximum productivity.  
 Only first grade BHP steel is used in the metal components resulting in a high quality finished product that will last. Quality approved for supply under Commonwealth Government Contract.  
 The modern colour combination of Wedgwood blue and grey is standard.  
 other colours available with lead time additional.

■ Steel Benchtop & Cross Brace in Black (BK) ■ Leg in Light Blue (LB)



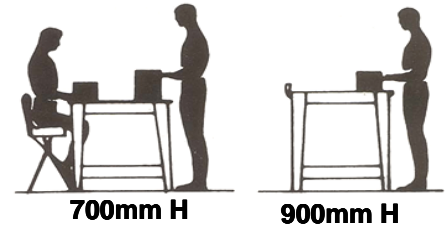
Non Standard  
 Maroon & Cream colour pictured

## ERGONOMICS

Available in a range of ergonomically designed heights for standing or sitting stations.  
 700mm benches are ideal for use as sitting stations  
 and 900mm benches are suited to standing station applications.

## STRENGTH & DURABILITY

The combination of experienced workmanship and heavy duty components results in products with unbeatable strength and durability.  
 Welded frames, linked by steel channels and braces, give the structures maximum strength and rigidity.  
 Industrial strength powder coat finish is applied in-house where quality can be constantly monitored.  
 The result in a tough yet attractive coating, resistant to damage.  
 Specially designed tapered angle legs and levelling feet give added stability.



700mm H

900mm H

## VERSATILITY

The modular design allows it to be easily tailored as required.  
 Any combination of right and left hand drawers and cupboards can be achieved, and a variety of worktop styles for any application from light duty electronics assembly to heavy duty welding, adds to the versatility.  
 The modular design also allows components to be added quickly and easily to your requirements without costly structural changes.  
 A range of adjustable shelf units accommodates everything from small parts to specialised test equipment.  
 Designed to complement our range of mobile workstations and tool trolleys to create a more efficient and compatible working area.

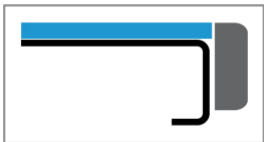
## TOP SELECTIONS



**T1 - Standard - 800 kg UDL**  
 Solid Steel Black Satin Semi - Gloss  
 Powder coated - 3mm steel top.



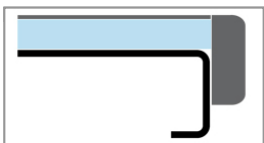
**T6 - Formica - 250 kg UDL**  
 White Formica/chipboard cover.  
 The laminate is bonded to 32mm chipboard on all four sides and overlapping edges.



**T3 - Hardboard on Steel - 800 kg UDL**  
 Black enamelled 3 mm Steel top with 5mm replaceable Hardboard.



**T7 - Stainless Steel - 800 kg UDL**  
 Satin finish stainless steel  
 2.5 mm top



**T4 - Duraloid - 800 kg UDL**  
 18mm Laminated chipboard with  
 2mm Duraloid Bonded to top of face.  
 All edges in solid hardwood trim.  
 High grade work surface which resist scuffing  
 and withstands molten solder.



**T8 - Heavy Duty Steel - 1500 kg UDL**  
 Heavy duty 5 mm Steel top reinforced  
 with steel channel.  
 Finished in Black Satin Semi-Gloss  
 Powder coated



**T4C - Antistatic - 800 kg UDL**  
 A high grade antistatic work surface bonded to  
 18mm chipboard edged all round with  
 solid hardwood.





**BT4 - Hardwood - 800 kg UDL**  
 35mm polished laminated hardwood.  
 Top, bottom and edges sealed and rounded.


Also see our vise brochures: • Premium Range Heuer Vises • Premium Range Heuer Jaws • Medium Range Vises

All Prices / Specifications subject to change without notice

## STORETEK Style - Modular Workbenches

Bench Selection	Top selection	High mm	1200W x 760D mm	1500W x 760D mm	1800W x 760D mm
			Part Number	Part Number	Part Number
 <p><b>G1 Basic Workbench</b></p>	T1 Standard	700	# G1-127-T1	# G1-157-T1	# G1-187-T1
		900	# G1-129-T1	# G1-159-T1	# G1-189-T1
	T3 Hardboard	700	# G1-127-T3	# G1-157-T3	# G1-187-T3
		900	# G1-129-T3	# G1-159-T3	# G1-189-T3
	T4 Duraloid	700	# G1-127-T4	# G1-157-T4	# G1-187-T4
		900	# G1-129-T4	# G1-159-T4	# G1-189-T4
	T4C Antistatic	700	# G1-127-T4C	# G1-157-T4C	# G1-187-T4C
		900	# G1-129-T4C	# G1-159-T4C	# G1-189-T4C
	T6 Formica	700	# G1-127-T6	# G1-157-T6	# G1-187-T6
		900	# G1-129-T6	# G1-159-T6	# G1-189-T6
T7 S/steel	700	# G1-127-T7	# G1-157-T7	# G1-187-T7	
	900	# G1-129-T7	# G1-159-T7	# G1-189-T7	
T8 HD Steel	700	# G1-127-T8	# G1-157-T8	# G1-187-T8	
	900	# G1-129-T8	# G1-159-T8	# G1-189-T8	
BT4 Hardwood	700	# G1-127-BT4	# G1-157-BT4	# G1-187-BT4	
	900	# G1-129-BT4	# G1-159-BT4	# G1-189-BT4	

Bench Selection	Top selection	High mm	1200W x 760D mm	1500W x 760D mm	1800W x 760D mm
			Part Number	Part Number	Part Number
 <p><b>G2 Basic Workbench with 1 Drawer</b></p>	T1 Standard	700	# G2-127-T1	# G2-157-T1	# G2-187-T1
		900	# G2-129-T1	# G2-159-T1	# G2-189-T1
	T3 Hardboard	700	# G2-127-T3	# G2-157-T3	# G2-187-T3
		900	# G2-129-T3	# G2-159-T3	# G2-189-T3
	T4 Duraloid	700	# G2-127-T4	# G2-157-T4	# G2-187-T4
		900	# G2-129-T4	# G2-159-T4	# G2-189-T4
	T4C Antistatic	700	# G2-127-T4C	# G2-157-T4C	# G2-187-T4C
		900	# G2-129-T4C	# G2-159-T4C	# G2-189-T4C
	T6 Formica	700	# G2-127-T6	# G2-157-T6	# G2-187-T6
		900	# G2-129-T6	# G2-159-T6	# G2-189-T6
T7 S/steel	700	# G2-127-T7	# G2-157-T7	# G2-187-T7	
	900	# G2-129-T7	# G2-159-T7	# G2-189-T7	
T8 HD Steel	700	# G2-127-T8	# G2-157-T8	# G2-187-T8	
	900	# G2-129-T8	# G2-159-T8	# G2-189-T8	
BT4 Hardwood	700	# G2-127-BT4	# G2-157-BT4	# G2-187-BT4	
	900	# G2-129-BT4	# G2-159-BT4	# G2-189-BT4	

Bench Selection	Top selection	High mm	1200W x 760D mm	1500W x 760D mm	1800W x 760D mm
			Part Number	Part Number	Part Number
 <p><b>G4 Basic Workbench with 2 drawers</b></p>	T1 Standard	700	# G4-127-T1	# G4-157-T1	# G4-187-T1
		900	# G4-129-T1	# G4-159-T1	# G4-189-T1
	T3 Hardboard	700	# G4-127-T3	# G4-157-T3	# G4-187-T3
		900	# G4-129-T3	# G4-159-T3	# G4-189-T3
	T4 Duraloid	700	# G4-127-T4	# G4-157-T4	# G4-187-T4
		900	# G4-129-T4	# G4-159-T4	# G4-189-T4
	T4C Antistatic	700	# G4-127-T4C	# G4-157-T4C	# G4-187-T4C
		900	# G4-129-T4C	# G4-159-T4C	# G4-189-T4C
	T6 Formica	700	# G4-127-T6	# G4-157-T6	# G4-187-T6
		900	# G4-129-T6	# G4-159-T6	# G4-189-T6
T7 S/steel	700	# G4-127-T7	# G4-157-T7	# G4-187-T7	
	900	# G4-129-T7	# G4-159-T7	# G4-189-T7	
T8 HD Steel	700	# G4-127-T8	# G4-157-T8	# G4-187-T8	
	900	# G4-129-T8	# G4-159-T8	# G4-189-T8	
BT4 Hardwood	700	# G4-127-BT4	# G4-157-BT4	# G4-187-BT4	
	900	# G4-129-BT4	# G4-159-BT4	# G4-189-BT4	


Please email to [spacepac@spacepac.com.au](mailto:spacepac@spacepac.com.au) for current pricing


**Warranty 12 month on moving parts; lifetime on static parts.**


Also see our vise brochures: • Premium Range Heuer Vises • Premium Range Heuer Jaws • Medium Range Vises


**All Prices / Specifications subject to change without notice**

## STORETEK Style - Modular Workbenches

Bench Selection	Top selection	High mm	1200W x 760D mm	1500W x 760D mm	1800W x 760D mm
			Part Number	Part Number	Part Number
 <p><b>G5 Basic Workbench with 1 Drawer and 1 Cupboard</b></p>	T1 Std	900	# G5-129-T1	# G5-159-T1	# G5-189-T1
	T3 H/board	900	# G5-129-T3	# G5-159-T3	# G5-189-T3
	T4 Duraloid	900	# G5-129-T4	# G5-159-T4	# G5-189-T4
	T4C A/static	900	# G5-129-T4C	# G5-159-T4C	# G5-189-T4C
	T6 Formica	900	# G5-129-T6	# G5-159-T6	# G5-189-T6
	T7 S/steel	900	# G5-129-T7	# G5-159-T7	# G5-189-T7
	T8 HD SS	900	# G5-129-T8	# G5-159-T8	# G5-189-T8
	BT4 H/Wood	900	# G5-129-BT4	# G5-159-BT4	# G5-189-BT4

Bench Selection	Top selection	High mm	1200W x 760D mm	1500W x 760D mm	1800W x 760D mm
			Part Number	Part Number	Part Number
 <p><b>G6 Basic Workbench with 2 Drawers and 1 Cupboard</b></p>	T1 Std	900	# G6-129-T1	# G6-159-T1	# G6-189-T1
	T3 H/board	900	# G6-129-T3	# G6-159-T3	# G6-189-T3
	T4 Duraloid	900	# G6-129-T4	# G6-159-T4	# G6-189-T4
	T4C A/static	900	# G6-129-T4C	# G6-159-T4C	# G6-189-T4C
	T6 Formica	900	# G6-129-T6	# G6-159-T6	# G6-189-T6
	T7 S/steel	900	# G6-129-T7	# G6-159-T7	# G6-189-T7
	T8 HD Steel	900	# G6-129-T8	# G6-159-T8	# G6-189-T8
	BT4 H/Wood	900	# G6-129-BT4	# G6-159-BT4	# G6-189-BT4

Bench Selection	Top selection	High mm	1200W x 760D mm	1500W x 760D mm	1800W x 760D mm
			Part Number	Part Number	Part Number
 <p><b>G7 Basic Workbench with 6 Drawers and 1 Cupboard</b></p>	T1 Std	900	# G7-129-T1	# G7-159-T1	# G7-189-T1
	T3 H/board	900	# G7-129-T3	# G7-159-T3	# G7-189-T3
	T4 Duraloid	900	# G7-129-T4	# G7-159-T4	# G7-189-T4
	T4C A/static	900	# G7-129-T4C	# G7-159-T4C	# G7-189-T4C
	T6 Formica	900	# G7-129-T6	# G7-159-T6	# G7-189-T6
	T7 S/steel	900	# G7-129-T7	# G7-159-T7	# G7-189-T7
	T8 HD Steel	900	# G7-129-T8	# G7-159-T8	# G7-189-T8
	BT4 H/Wood	900	# G7-129-BT4	# G7-159-BT4	# G7-189-BT4

Bench Selection	Top selection	High mm		1500W x 760D mm	1800W x 760D mm
				Part Number	Part Number
 <p><b>G8 Basic Workbench with 6 Drawers and 2 Cupboards</b></p>	T1 Std	900		# G8-159-T1	# G8-189-T1
	T3 H/board	900		# G8-159-T3	# G8-189-T3
	T4 Duraloid	900		# G8-159-T4	# G8-189-T4
	T4C A/static	900		# G8-159-T4C	# G8-189-T4C
	T6 Formica	900		# G8-159-T6	# G8-189-T6
	T7 S/steel	900		# G8-159-T7	# G8-189-T7
	T8 HD Steel	900		# G8-159-T8	# G8-189-T8
	BT4 H/Wood	900		# G8-159-BT4	# G8-189-BT4

Please email to [spacepac@spacepac.com.au](mailto:spacepac@spacepac.com.au) for current pricing

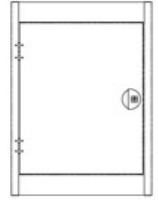
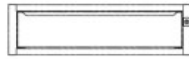

**Warranty 12 month on moving parts; lifetime on static parts.**

Also see our vise brochures: • Premium Range Heuer Vises • Premium Range Heuer Jaws • Medium Range Vises

**All Prices / Specifications subject to change without notice**

# STORETEK Style - Modular Workbenches

Create your own Workbench Using Our Storage Components



**SELECT YOUR BENCH**

and/or

**DRAWER/S**

and/or

**6 DRAWER/S**

and/or

**CUPBOARDS**

- # G1-127\_\*\* 700(h) x 1200(w) x 760(d)
- # G1-157\_\*\* 700(h) x 1500(w) x 760(d)
- # G1-187\_\*\* 700(h) x 1800(w) x 760(d)
- 6 Drawer & Cupboard NOT AVAILABLE in 700(h)
- # G1-129\_\*\* 900(h) x 1200(w) x 760(d)
- # G1-159\_\*\* 900(h) x 1500(w) x 760(d)
- # G1-189\_\*\* 900(h) x 1800(w) x 760(d)

# 820002  
 Workbench 1 Drawer unit  
 150(h) x 500 (w) x 500(d)

add underbench  
**Joining set (#845025)**  
 for the top drawer only

# 820010  
 Workbench 6 Drawer unit  
 750(h) x 500 (w) x 500(d)

add underbench  
**Joining set (#845025)**








# 820001  
 Workbench Cupboard  
 750(h) x 500 (w) x 500(d)

add underbench  
**Joining set (#845025)**

\*\* - add Top Selections

add Adjustable Levelling Feet set of 4 (#915005)

**Key Options: Keyed alike (standard) or Keyed differently**

Components	Part Number	Description	\$ Exc. GST
	# 224109	<b>Adaptable Shelves - for 1800mmL Bench</b>  Also available in 1200 & 1500 mm Length (POA) Comprises: - 2 upright Posts, - 2 Cantilever adj Shelves, - Fixings. Fully Adjustable Shelves. Manufactured from high grade steel & finished in durable powder coat.  Note: Shelves are reversible to take containers for assembly Containers additional (see our "Small Part Storage, Semi Open Front Containers" Brochures)	
	# 820002	<b>Single Drawer 150H x 500W x 500D mm</b>	
	# 820010	<b>6 Drawers 750H x 500W x 500D mm</b>  Operates smoothly on steel ball bearing Drawer can be easily located anywhere under bench top Key locking is standard - Key Options: Keyed alike (standard) or Keyed differently Convenient 500mm depth for improved accessibility.	
	# 820001	<b>Cupboard 750H x 500W x 500D mm</b>  Left or right hand opening. Supplied with 1 adjustable shelf Key locking is standard - Key Options: Keyed alike (standard) or Keyed differently Convenient 500mm depth for improved accessibility.	
		<b>Undershelf / Back Brace</b>	
	# BTWB.US.70.1200	To suit 1200 Long mm Bench c/w bolts	
	# BTWB.US.70.1500	To suit 1500 Long mm Bench c/w bolts	
	# BTWB.US.70.1800	To suit 1800 Long mm Bench c/w bolts	
	# 845025	<b>Joining Set (pair)</b>  Bench / Cupboard / Drawer Attaching Brackets & Bolts - Set	
	# 915005	<b>Levelling Feet set of 4</b>	
	# BTCAS100	<b>Castor Set 100mm c/w Brackets &amp; Bolts - 2 Fixed, 2 Swivel / Brake</b>	

Freight additional - Benches supplied as flat pack, some assembly will be required

**Warranty 12 month on moving parts; lifetime on static parts.**

Also see our vise brochures: • Premium Range Heuer Vises • Premium Range Heuer Jaws • Medium Range Vises

All Prices / Specifications subject to change without notice

Add 10%GST - Australia only