

Replaces all previous versions

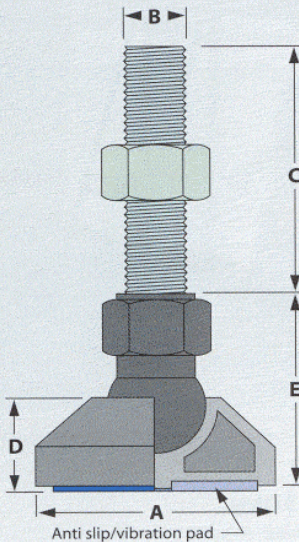
Effective 1st September 2004

A-JUSTA-FOOT

A-JUSTA-FOOT is a multi-adjustable pedestal foot, ideal for industry, commercial, workshop or food industry applications.

A-Justa-Foot is also available in a fixed stem (non-pivoting) in some sizes and longer stem versions can be supplied where more adjustment is required.

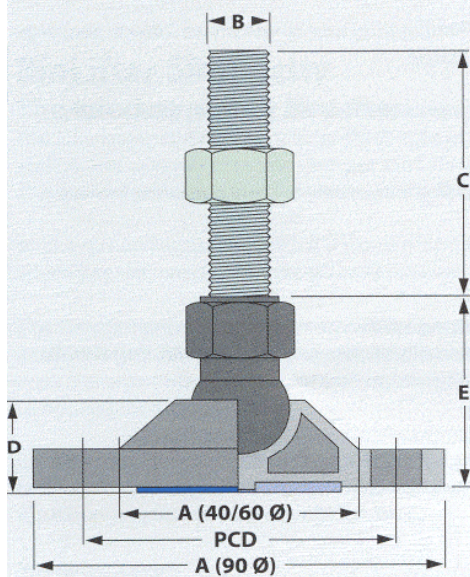
- Special rubber insert in the base helps to absorb vibration and means your machinery will stay exactly where you put it.
- For additional security when required, bolt down feet (pads) can be attached to the stem.
- For volume applications, modifications can be made to suit special requirements.
- Threaded inserts for round or square tube are available to fit light wall tube.
- Inserts are designed especially so they can be turned down to fit heavier wall RHS.
- Both stems and insert threads in the standard ranges come in gold passivated zinc or 304 stainless for corrosive applications.
- The inserts and base and ball are manufactured in glass reinforced nylon for strength and durability.



Ball Jointed A-Justa-Foot

Part No.		Size	A	B	C	D	E	Load Rating
Mild Steel 20	Stainless Steel 21							
AF20/40/M8/60	-	40xM8	40	M8	60	20	33	350kg
AF20/40/M10/60	AF21/40/M10/60	40xM10	40	M10	60	20	33	500kg
AF20/60/M12/65	AF21/60/M12/65	60xM12	60	M12	65	25	51	800kg
AF20/60/M16/65	AF21/60/M16/65	60xM16	60	M16	65	25	51	1000kg
AF20/60/M16/150	-	60xM16	60	M16	150	25	51	1000kg
-	AF21/60/M16/165	60xM16	60	M16	165	25	51	1000kg
AF20/60/M20/100	AF21/60/M20/100	60xM20	60	M20	100	25	51	1000kg
AF20/90/M12/65	AF21/90/M12/65	90xM12	90	M12	65	25	51	800kg
AF20/90/M16/65	AF21/90/M16/65	90xM16	90	M16	65	25	51	1000kg
AF20/90/M16/150	-	90xM16	90	M16	150	25	51	1000kg
-	AF21/90/M16/165	90xM16	90	M16	165	25	51	1000kg
AF20/90/M20/100	AF21/90/M20/100	90xM20	90	M20	100	25	51	1000kg

Base Diameter
Thread Size
Thread Length
Pad Height
Base Height


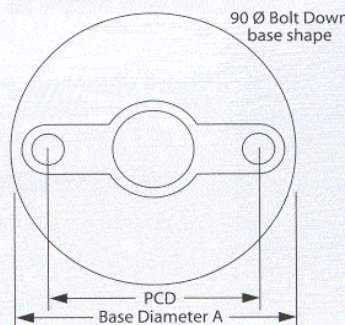
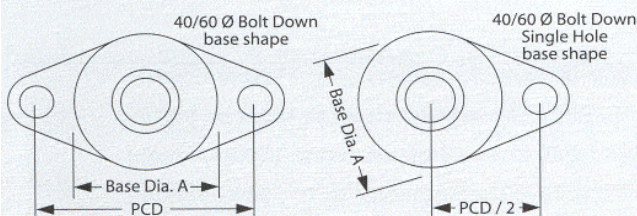


Bolt Down A-Justa-Foot

Part No.		Size	A	B	C	D	E	F	Load Rating
Mild Steel 30	Stainless Steel 31								
AF30/40/M8/60*	-	40xM8	40	M8	60	20	33	60	350kg
AF30/40/M10/60*	AF31/40/M10/60*	40xM10	40	M10	60	20	33	60	500kg
AF30/60/M12/65	AF31/60/M12/65	60xM12	60	M12	65	23	51	80	800kg
AF30/60/M16/150	-	60xM16	60	M16	150	23	51	80	1000kg
AF30/60/M16/65	AF31/60/M16/65	60xM16	60	M16	65	23	51	80	1000kg
-	AF31/60/M16/165	60xM16	60	M16	165	23	51	80	1000kg
AF30/60/M20/100	AF31/60/M20/100	60xM20	60	M20	100	23	51	80	1000kg
AF30/90/M12/65	AF31/90/M12/65	90xM12	90	M12	65	25	51	60	800kg
AF30/90/M16/65	AF31/90/M16/65	90xM16	90	M16	65	25	51	60	1000kg
AF30/90/M16/150	-	90xM16	90	M16	150	25	51	60	1000kg
-	AF31/90/M16/165	90xM16	90	M16	165	25	51	60	1000kg
AF30/90/M20/100	AF31/90/M20/100	90xM20	90	M20	100	25	51	60	1000kg

Base Diameter
Thread Size
Thread Length
Pad Height
Base Height
PCD

* Denotes also available with single hole flange

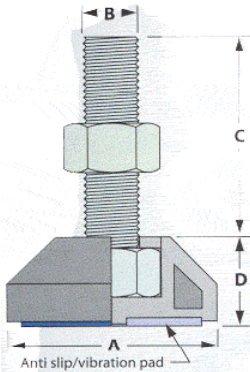



Replaces all previous versions

Effective 1st September 2004

A-JUSTA-FOOT

- (A)** Bolt Down A-Justa-Foot, with Round Threaded Tube End
- (B)** Fixed A-Justa-Foot, with Square Threaded Tube End
- (C)** Bolt Down A-Justa-Foot, with Round Threaded Tube End



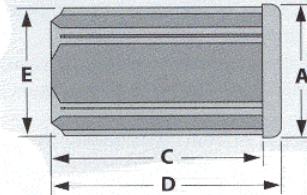
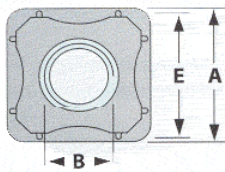
Fixed A-Justa-Foot

Part No.		Size	A	B	C	D	Load Rating
Mild Steel 40	Stainless Steel 41						
AF40/40/M8/35	AF41/40/M8/35	40xM8	40	M8	35	20	350kg
AF40/40/M10/35	AF41/40/M10/35	40xM10	40	M10	35	20	350kg
AF40/60/M12/60	AF41/60/M12/60	60xM12	60	M12	60	25	350kg



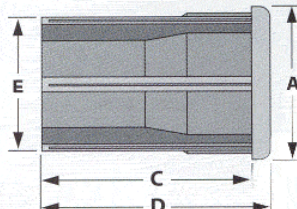
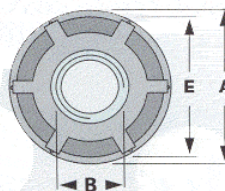
Square Threaded Tube End

Part No.		Size	A	B	C	D	E	Load Rating
Mild Steel 10	Stainless Steel 11							
AF10/25/M10	AF11/25/M10	25xM10	25	M10	39	44	23.5	250kg
AF10/25/M12	AF11/25/M12	25xM12	25	M12	39	44	23.5	250kg
AF10/32/M10	AF11/32/M10	32xM10	32	M10	39	45	30	350kg
AF10/32/M12	AF11/32/M12	32xM12	32	M12	39	45	30	350kg
AF10/32/M16	AF11/32/M16	32xM16	32	M16	39	45	30	350kg
AF10/38/M10	AF11/38/M10	38xM10	38	M10	41	45	36	500kg
AF10/38/M12	AF11/38/M12	38xM12	38	M12	41	45	36	500kg
AF10/38/M16	AF11/38/M16	38xM16	38	M16	41	45	36	500kg
AF10/51/M12	AF11/51/M12	51xM12	51	M12	39	47	48	750kg
AF10/51/M16	AF11/51/M16	51xM16	51	M16	39	47	48	750kg



Round Threaded Tube End

Part No.		Size	A	B	C	D	E	Load Rating
Mild Steel 80	Stainless Steel 81							
-	AF81/32/M10	32xM10	32	M10	39	45	29.5	250kg
-	AF81/32/M12	32xM12	32	M12	39	45	29.5	250kg
-	AF81/38/M10	38xM10	38	M10	38	45	35.5	300kg
-	AF81/38/M12	38xM12	38	M12	38	45	35.5	300kg
-	AF81/38/M16	38xM16	38	M16	38	45	35.5	300kg
-	AF81/51/M12	51xM12	51	M12	38	45	48	450kg
-	AF81/51/M16	51xM16	51	M16	38	45	48	450kg




All prices/specifications subject to change without notice.

Replaces all previous versions

Effective 1st September 2004

A-JUSTA-FOOT - Pricelist

- (A)** Bolt Down A-Justa-Foot, with Round Threaded Tube End
- (B)** Fixed A-Justa-Foot, with Square Threaded Tube End
- (C)** Bolt Down A-Justa-Foot, with Round Threaded Tube End



Refer to Pages 1 & 2 for A-Justa-Foot Specifications

A-JUSTA-FOOT (cat pge 54,55)

Ball Jointed A-Justa-Foot

Mild Steel 20	Stainless Steel 21
AF20/40/M8/60	-
AF20/40/M10/60	AF21/40/M10/60
AF20/60/M12/65	AF21/60/M12/65
AF20/60/M16/65	AF21/60/M16/65
AF20/60/M16/150	-
-	AF21/60/M16/165
AF20/60/M20/100	AF21/60/M20/100
AF20/90/M12/65	AF21/90/M12/65
AF20/90/M16/65	AF21/90/M16/65
AF20/90/M16/150	-
-	AF21/90/M16/165
AF20/90/M20/100	AF21/90/M20/100

Bolt Down A-Justa-Foot

Mild Steel 30	Stainless Steel 31
AF30/40/M8/60	-
AF30/40/M10/60	AF31/40/M10/60
AF30/60/M12/65	AF31/60/M12/65
AF30/60/M16/150	-
AF30/60/M16/65	AF31/60/M16/65
-	AF31/60/M16/165
AF30/60/M20/100	AF31/60/M20/100
AF30/90/M12/65	AF31/90/M12/65
AF30/90/M16/65	AF31/90/M16/65
AF30/90/M16/150	-
-	AF31/90/M16/165
AF30/90/M20/100	AF31/90/M20/100

Fixed A-Justa-Foot

Mild Steel 40	Stainless Steel 41
AF40/40/M8/35	AF41/40/M8/35
AF40/40/M10/35	AF41/40/M10/35
AF40/60/M12/60	AF41/60/M12/60

Square Threaded Tube End

Mild Steel 10	Stainless Steel 11
AF10/25/M10	AF11/25/M10
AF10/25/M12	AF11/25/M12
AF10/32/M10	AF11/32/M10
AF10/32/M12	AF11/32/M12
AF10/32/M16	AF11/32/M16
AF10/38/M10	AF11/38/M10
AF10/38/M12	AF11/38/M12
AF10/38/M16	AF11/38/M16
AF10/51/M12	AF11/51/M12
AF10/51/M16	AF11/51/M16

Round Threaded Tube End

Mild Steel 80	Stainless Steel 81
-	AF81/32/M10
-	AF81/32/M12
-	AF81/38/M10
-	AF81/38/M12
-	AF81/38/M16
-	AF81/51/M12
-	AF81/51/M16

Please email to spacepac@spacepac.com.au for current pricing

All prices/specifications subject to change without notice.