

Replaces all previous versions

Effective 1st January 2005

# SCAFFTAG

## SCAFFOLD SAFETY/MANAGEMENT SYSTEM

*See the New Australian and New Zealand standards.*

**AS/NZS 4576:1995**  
*General Scaffolding Guidelines*  
**AS/NZS 1576.1:1995**  
*Scaffolding: General Requirements*  
**AS/NZS 1576.3:1995**  
*Prefabricated and tube-and-coupler scaffolding*



**SCAFFTAG**



**SAFETRAK**

**SAFETY MANAGEMENT SYSTEMS**

All prices/specifications subject to change without notice.

Replaces all previous versions

Effective 1st January 2005

# STAGE 1

## SCAFFOLD UNDER CONSTRUCTION

Scafftag holders STH must be attached to all authorised/approved access points to the scaffold.  
In the scaffolds incomplete state only the Scafftag holder showing the prohibition or danger symbol and the script "Do Not Use Scaffold" will be showing.  
This information will apply to all personnel not involved in the scaffolds construction.

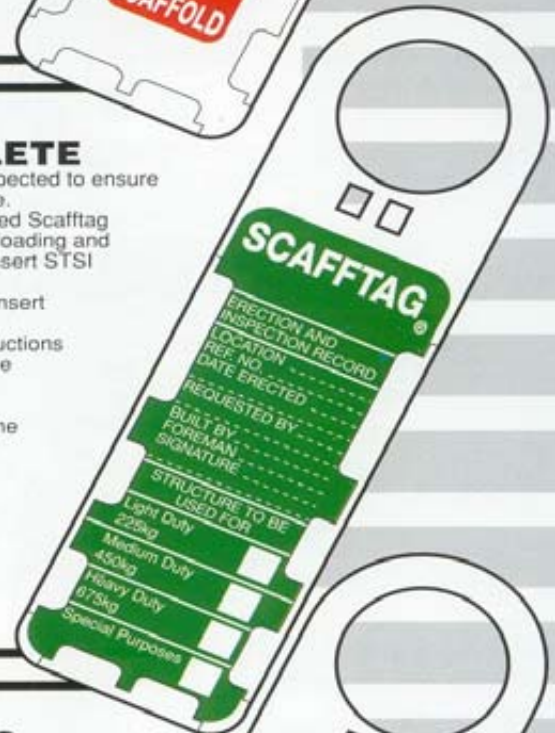
**ALWAYS  
REFER TO AUSTRALIAN  
& NEW ZEALAND  
STANDARDS  
AS/NZS 4576:1995  
AS/NZS 1576.1:1995  
AS/NZS 1576.3:1995**



# STAGE 2

## CONSTRUCTION COMPLETE

When construction is complete the scaffold is inspected to ensure compliance with Standards and Codes of Practice.  
If satisfied the inspector completes the Green faced Scafftag insert STSI with its unique identification number, loading and usage, date and his signature. Then places the insert STSI into the Scafftag holder, indicating the scaffold is now "Safe For Use". A duplicate insert will be held in a central control office.  
If the scaffold is unsafe the inspector issues instructions for remedial works to be carried out and allows the Scafftag holder showing Prohibition/Danger "Do Not Use Scaffold" to be displayed.  
Upon satisfactory completion of remedial works the inspector can return the scaffold to the "Safe To Use" status. It may be a further responsibility of the inspector to enter the details and conditions of scaffolds inspected into a register.



# STAGE 3

## ON-GOING INSPECTIONS

Ongoing inspections will need to be carried out regularly or after adverse weather conditions to comply with Regulations ensuring the scaffolds safety for use. Details can be found in AS/NZS 4576:1995 SECTIONS 13.1 to 13.5.  
On satisfactory inspection the inspector will sign and date the reverse Yellow side of the Scafftag status insert STSI and update the Scaffold Inspection Register.  
**Unsafe or Off Hire Conditions.** If the scaffold is found to be unsafe at any time, or, is taken off hire the Green faced Status insert STSI must be removed from the Scafftag holder. Returning the scaffold to the Prohibition/Danger "Do Not Use Scaffold" stage, and remaining in this status until remedial works have been carried out and the scaffold is satisfactorily re-inspected "Safe To Use" or the scaffold is dismantled.  
**As the manufacturer Scafftag recommend that in operation it is the responsibility of the scaffold user to ensure the equipment is showing "Safe To Use" and within the inspection dates. Any scaffold found not to have a Scafftag in place, overdue inspection or in the prohibition state must be reported for reverification.**



Replaces all previous versions

Effective 1st January 2005

SCAFFILE RECORD SYSTEM									
WEEK	SUNDAY	MONDAY	TUESDAY	WEDNESDAY	THURSDAY	FRIDAY	SATURDAY	SUN	MON
1									
2									
3									
4									
5									
6									
7									
8									
9									
10									
11									
12									
13									
14									
15									
16									

# SCAFFILE

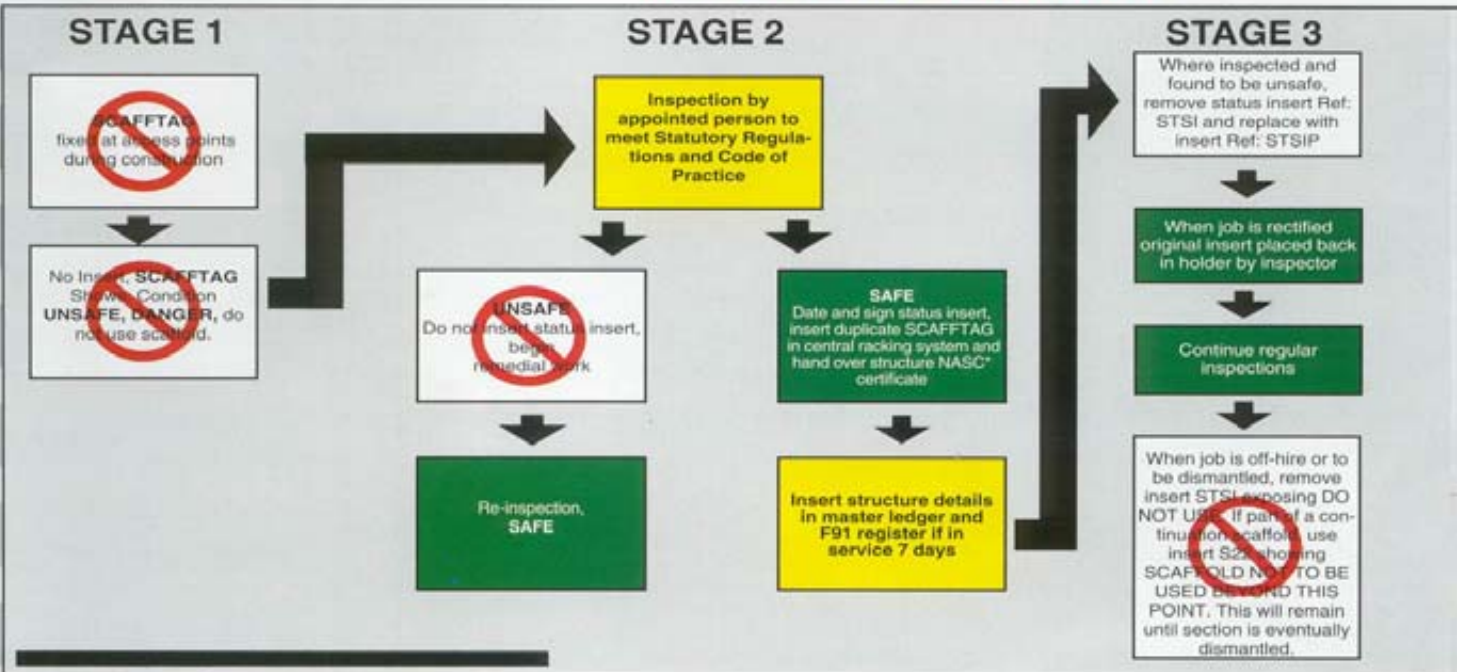
Scaffile will assist with management of the Scafftag Scaffold Safety System. It will generally be kept in a central control office or similar place.

Scaffile gives details on the current condition of all scaffolds, indicating when inspections were last carried out, by whom, and when inspections are next required.

Scaffile keeps a clear focus and record of all scaffolds, clearly indicating when they are incomplete, complete or off hire and awaiting dismantle.

Scaffile is designed to suit particular requirements. Horizontal columns represent working days/week and/or columns for scaffolds under construction or dismantle. Vertical pockets or slots will indicate the maximum number of scaffolds/column. Exposure or pitch will usually indicate the amount of insert information to be read at a glance from each pocket or slot. Recommended pitch 75mm.

**NOTE: INSPECTIONS MUST BE CARRIED OUT BY A COMPETENT PERSON. DETAILS AVAILABLE IN AS/NZS 4576:1995 SECTION 13.3**



**AUSTRALIAN & NEW ZEALAND STANDARD**  
**AS/NZS 4576:1995**  
**AS/NZS 1576.1:1995**  
**AS/NZS 1576.3:1995**



Available now with an inspection guide is the new Scaffold Register to assist with the recording, analysis and action to keep everybody informed.

## DESIGN WORK

All SCAFFTAG inserts and holder script details may be designed to customer specific requirements, subject to minimum production runs of between 300 to 500 per design. Single artwork set-up per face will be charged and are variable on product size and colour requirements. Please ask for further details.



Replaces all previous versions

Effective 1st January 2005

## ADDITIONAL INSERTS FOR GREATER CONTROL

**SCAFFTAG PROHIBITION NOTICE**

Inspector:  
SEE OVER FOR DETAILS  
REF NO  
LOCATION

FRONT

**SCAFFTAG PROHIBITION NOTICE**

FOLLOWING INSPECTION  
BY ON

THIS STRUCTURE HAS BEEN FOUND UNSAFE FOR THE FOLLOWING REASONS

AND MUST NOT BE USED UNTIL RECTIFIED AND RE-INSPECTION BY THE ABOVE NAMED PERSON

FAULTS RECTIFIED:  
DATE:  
INSPECTOR:  
REF: STSIP

BACK

**PROHIBITION INSERT Ref: STSIP**  
 Used by inspectors when faults require rectification. Details of remedial work are written on both sides and when the work is completed the insert is returned to the inspector who re-commissions the structure.

**SCAFFOLD NOT TO BE USED BEYOND THIS POINT INSERT Ref: S22**  
 Used with large progressive scaffolds, this insert allows partial commissioning and decommissioning whilst under construction or dismantle.

**PACKAGING AND SPECIFICATIONS**

Ref: STSH	Scaffold status holders and two status inserts
Ref: STH	Spare status holders only
Ref: STSI	Spare status inserts
Ref: STSM	Spare permanent marking pens
Ref: STSIP	Prohibition insert
Ref: S22	Scaffold not to be used beyond this point

**PACKAGING:**  
 10 STSH per box including 2 permanent pens  
 Size of box: 300mm x 120mm x 100mm

**SCAFFTAG**



**WARNING**




S22

## SCAFFTAG VIDEO

A video has been produced to explain in detail how SCAFFTAG simplifies the safety aspects regarding scaffolding. The video can be used as an ideal training aid and can support the installation and on-going use of SCAFFTAG. A loan scheme is available or if you prefer the video can be purchased outright as required.



VHS Format



39 Ellen St. Wollongong NSW 2500, AUSTRALIA  
 Phone: +61 2 4227 3444 • 1300 763 444  
 Fax: +61 2 4226 2208 • ABN 98 002 454 462  
 spacepac@spacepac.com.au



**Please Ring or Email  
 Spacepac Industries  
 for Pricing Details**