

Ultra Troughs

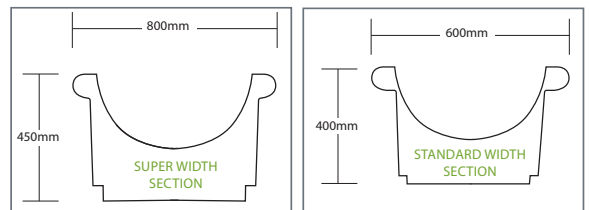


ULTRA LONGLINE TROUGHS

i Extremely heavy duty troughs ideal for feedlots or cell grazing. Can withstand a lot of usage especially when the base is filled with water to prevent troughs being moved or kicked over.

Features

- Available as either a feed or water trough
- All poly, heavy duty, UV stabilised to withstand tough Australian conditions
- Corrosion resistant suitable for all types of feed including molasses and nitrogen mixes
- Wall cavity may be filled with water to increase stability of the feed trough
- Self contained float and float cover can be placed at either end or the middle of the trough (flow rates for floats, see page 31)
- 1" float valve • 2" drain bung at both ends for easy cleaning





Super Width

CODE	DESCRIPTION	CAPACITY (LITRES)	DIMENSIONS L x W x H (mm)	TRADE Inc GST
PT56F	8' Feeder	330	2500 x 800 x 450	\$541.00
PT56W	8' Waterer	330	2500 x 800 x 450	\$608.00

Standard Width

CODE	DESCRIPTION	CAPACITY (LITRES)	DIMENSIONS L x W x H (mm)	TRADE Inc GST
PT62F	4' Feeder	70	1250 x 600 x 400	\$236.60
PT62W	4' Waterer	70	1250 x 600 x 400	\$303.00
PT66F	8' Feeder	170	2500 x 600 x 400	\$395.20
PT66W	8' Waterer	170	2500 x 600 x 400	\$461.70




Spare Parts

Only sold in conjunction with trough purchases, minimum order \$ 500.00+GST

SPARE PARTS

ULTRA LONGLINE TROUGH

CODE	DESCRIPTION	TRADE Inc.GST
PTFC25US	Float and cover for super width Ultra Trough	\$99.80
PTFC25UN	Float and cover for standard width Ultra Trough	\$96.00
PTF25	1" float valve complete for Ultra Trough	\$54.34
PTA66	Float cover only for super width Ultra Trough	\$45.50
PTA67	Float cover only for standard width Ultra Trough	\$43.13
PTFC25USM	Float and cover for central mount - PT56W	\$98.80
PTFC25UNM	Float and cover for central mount - PT62W & PT66W	\$96.00
PTA83	2" Drain bung	\$10.16

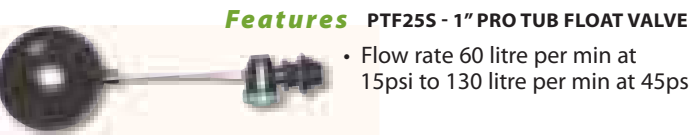


Features PTF25 - 1" FLOAT VALVE

- Flow rate 60 litre per min at 15psi to 130 litre per min at 45psi

PRO TUB

CODE	DESCRIPTION	TRADE Inc.GST
PTFC25U	1" float valve and cover for Pro Tub Trough	\$109.20
PTF25S	1" float valve complete for Pro Tub Trough	\$54.82
PTA65	Float cover only for Pro Tub Trough	\$61.66
PTA71S	1" valve only for Pro Tub Trough (no float)	\$42.08
PTA77	Float ball only (no valve or arm) for PTA71S	\$13.49
PTA83	2" drain bung	\$10.16
PTF50S	2" float valve, complete with short arm suitable for PTTU44W, PTTU46W	\$271.70



Features PTF25S - 1" PRO TUB FLOAT VALVE

- Flow rate 60 litre per min at 15psi to 130 litre per min at 45psi

Features PTF50S - 2" PRO TUB FLOAT VALVE

- Flow rate 300 litre per min at 15psi to 500 litre per min at 45psi

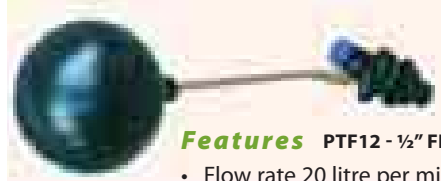


ROUND TROUGH

CODE	DESCRIPTION	TRADE Inc.GST
PTFC25T	1" float valve and cover for Round Water Trough	\$102.60
PTF25	1" float valve complete for Round Water Trough	\$54.34
PTF50	2" float valve complete for Round Water Trough	\$271.70
PTA64	Float cover only for Round Water Trough	\$71.25
PTA71	1" valve only for Round Water Trough (no float)	\$40.76
PTA77	Float ball only (no valve and arm) for PTA71	\$13.49
PTA83	2" drain bung	\$10.16

LONGLINE TROUGH

CODE	DESCRIPTION	TRADE Inc.GST
PTFC12L	1/2" float valve and cover for longline trough	\$69.06
PTF12	1/2" float valve complete for longline trough	\$35.91
PTFC25L	1" float valve and cover for longline trough	\$95.00
PTF25	1" float valve complete for longline trough	\$54.34
PTA61	Float cover only for 1/2" valve	\$33.92
PTA62	Float cover only for 1" valve	\$37.05
PTA70	1/2" float valve only (excludes float ball)	\$28.50
PTA71	1" float valve only (excludes float ball)	\$40.76
PTA76	Float ball only (excludes valve and arm) for PTA70	\$10.36
PTA77	Float ball only (excludes valve and arm) for PTA71	\$13.49
PTA80	1 1/2" joiner for 3.6m and 4.8m longline trough	\$27.17
PTA84	2" drain cap for longline trough	\$5.13



Features PTF12 - 1/2" FLOAT VALVE

- Flow rate 20 litre per min at 15psi to 50 litre per min at 100psi

FENCE DRINKERS

CODE	DESCRIPTION	TRADE Inc.GST
PTFC12W	1/2" float valve and cover for PTS04W	\$61.18
PTF12R	1/2" float valve complete for PTS04W	\$33.92
PTF12	1/2" float valve complete for PTS01W	\$35.91
PTA60	Float cover only for PTS04W	\$27.17
PTA81	3/4" Drain bung for PTS04W	\$3.32
PTA84	2" drain cap for PTS01W	\$5.13



Features PTF12R - FLOAT VALVE FOR PTS04W

- Flow rate 20 litre per min at 15psi to 50 litre per min at 100psi

M SERIES TROUGH

CODE	DESCRIPTION	TRADE Inc.GST
PTFC12M	1/2" float valve and cover for M Series trough	\$70.02
PTF12	1/2" float valve complete for M Series trough	\$35.91
PTA63	Float cover only for M Series trough	\$32.96
PTA70	1/2" float valve only (excludes float ball)	\$28.50
PTA76	Float ball only (excludes valve and arm)	\$10.36