

DELVAN PUMPS

ALL DELVAN PUMPS COMPLETE WITH HEAVY DUTY STEEL CASED MOTOR & SEALED BALL BEARINGS ON BOTH ENDS OF MOTOR SHAFT

MADE IN USA



WITH QUICK ATTACH FITTINGS

APD0038Q10E \$175.00*

- 3.8 l/min open flow 400kPa (60psi) demand switch
- Viton valves, Santoprene diaphragm
- Self priming up to 4 metres
- 3 chamber positive displacement diaphragm pump capable of being run dry
- Supplied with 2 pin electrical connector
- Quick attach ports 3/8" barb elbow

| PSI | LPM | Amps |
|-----|-----|------|
| 10 | 4.5 | 1.8 |
| 20 | 3.2 | 2.7 |
| 30 | 2.6 | 3.2 |
| 40 | 2.3 | 3.7 |
| 50 | 1.7 | 4.2 |
| 60 | 1.5 | 4.7 |

DEMAND A DELVAN



WITH QUICK ATTACH FITTINGS. OPTIONAL GEOLAST DIAPHRAGM AVAILABLE FOR USE WITH DIESEL BASED SPRAYS

APD0077Q10E \$181.00*

- 7.7 l/min open flow 400kPa (60psi) demand switch
- Quick attach ports 3/8" barb elbow
- Viton valves, santoprene diaphragm
- Self priming up to 4 metres
- 3 chamber positive displacement diaphragm pump capable of being run dry
- Supplied with 2 pin electrical connector

| PSI | LPM | Amps |
|-----|-----|------|
| 10 | 7.6 | 2.8 |
| 20 | 6.4 | 3.7 |
| 30 | 6.0 | 4.2 |
| 40 | 5.8 | 4.7 |
| 50 | 4.7 | 5.2 |
| 60 | 4.0 | 5.7 |



WITH 3/8" FEMALE THREADED PORTS

APD0077T10E \$181.00*

- 7.7 l/min open flow 400kPa (60psi) demand switch
- With 3/8" female threaded ports
- Viton valves, santoprene diaphragm
- Self priming up to 4 metres
- Supplied with 2 pin electrical connector
- 3 chamber positive displacement diaphragm pump capable of being run dry

| PSI | LPM | Amps |
|-----|-----|------|
| 10 | 7.6 | 2.8 |
| 20 | 6.4 | 3.7 |
| 30 | 6.0 | 4.2 |
| 40 | 5.8 | 4.7 |
| 50 | 4.7 | 5.2 |
| 60 | 4.0 | 5.7 |



WITH QUICK ATTACH FITTINGS

APD0076Q10E \$213.00*

100PSI - 7.6 LITRES/MINUTE FIN COOLED 12 VOLT PUMP

- 7.6 l/min open flow 660kPa (100psi) demand switch
- Fin cooled for consistent performance
- Quick attach ports 3/8" barb elbow
- Viton valves, santoprene diaphragm
- Self priming up to 4 metres
- Supplied with 2 pin electrical connector
- 3 chamber positive displacement diaphragm pump capable of being run dry

| PSI | LPM | Amps |
|-----|-----|------|
| 10 | 7.6 | 2.8 |
| 20 | 6.4 | 3.7 |
| 30 | 6.0 | 4.2 |
| 40 | 5.8 | 4.7 |
| 50 | 4.7 | 5.2 |
| 60 | 4.0 | 5.7 |
| 100 | 3.8 | 7.7 |

QUALITY RELIABILITY AFFORDABILITY



WITH QUICK ATTACH FITTINGS

APD0114Q10E \$261.00*

- 11.4 l/m open flow 400kPa (60psi) demand switch
- Viton valves, santoprene diaphragm
- Quick attach ports 3/8" barb elbow
- Self priming up up to 4 metres
- Supplied with 2 pin electrical connector
- 5 chamber positive displacement pump capable of being run dry

| PSI | LPM | Amps |
|-----|------|------|
| 10 | 12.1 | 3.5 |
| 20 | 10.6 | 5.8 |
| 30 | 10.0 | 7.2 |
| 40 | 9.3 | 8.3 |
| 50 | 8.3 | 9.1 |
| 60 | 7.6 | 9.9 |



WITH QUICK ATTACH FITTINGS

APD0152Q12E \$269.00*

- 15.2 l/min open flow 400kPa (60psi) demand switch
- Viton valves, santoprene diaphragm
- Quick attach ports 12mm barb elbow
- Self priming up up to 4 metres
- Supplied with 2 pin electrical connector
- 5 chamber positive displacement pump capable of being run dry

| PSI | LPM | Amps |
|-----|------|------|
| 10 | 15.2 | 4.8 |
| 20 | 14.0 | 6.1 |
| 30 | 11.7 | 7.7 |
| 40 | 10.2 | 9.6 |
| 50 | 9.5 | 10.0 |
| 60 | 9.1 | 10.8 |

DELANAN PUMPS



APD0190Q12E \$330.00*

- 19 l/min open flow 270kPa (45psi) demand switch
- Viton valves, santoprene diaphragm
- Quick attach ports with 12mm barb elbow
- Self priming up to 4 metres
- Supplied with 2 pin electrical connector
- 5 chamber positive displacement pump capable of being run dry

| PSI | LPM | Amps |
|-----|------|------|
| 10 | 19.0 | 6.0 |
| 20 | 17.1 | 9.0 |
| 30 | 15.5 | 10.0 |
| 40 | 14.4 | 11.0 |

WITH QUICK ATTACH FITTINGS

LOOKING FOR MORE FLOW & PRESSURE? ASK FOR 'FAT BOY'



APD0265Q12E \$554.00*

- 26.5 l/m open flow
- Pressures available up to 100psi
- Demand pump with viton valves & santoprene diaphragm
- Dual ball bearing drive promotes longer pump life
- Permanent magnet motor
- Superior Self priming capabilities
- Inlet/Outlet - 1/2" quick attach with 12mm barb elbow
- Low amp draw
- Capable of being run dry

FAT BOY

| PSI | LPM | Amps |
|-----|------|------|
| 10 | 26.4 | 11 |
| 20 | 25.7 | 12 |
| 40 | 22.5 | 13 |
| 60 | 18.8 | 17 |
| 80 | 14.9 | 21 |
| 100 | 9.6 | 25 |

WITH QUICK ATTACH FITTINGS

EXCELLENT PERFORMANCE

QUICK ATTACH CONNECTORS

- Available in 10mm & 12mm barb sizes, elbow and straights



| CODE | DESCRIPTION | Trade Inc GST |
|-------------|--|---------------|
| CDP3DFE38X2 | Quick Attach 10mm elbow x2 for 7800 | \$11.00 |
| CDP3DFA38X2 | Quick Attach 10mm straight x2 for 7800 | \$11.00 |
| CDP5DFA38X2 | Quick Attach 10mm straight x2 for 5900 | \$14.40 |
| CDP5DFE38X2 | Quick Attach 10mm elbow x2 for 5900 | \$14.40 |
| CDP3DFE12X2 | Quick Attach 12mm elbow x2 for 7800 | \$11.00 |
| CDP3DFA12X2 | Quick Attach 12mm straight x2 for 7800 | \$11.00 |
| CDP5DFA12X2 | Quick Attach 12mm straight x2 for 5900 | \$14.40 |
| CDP5DFE12X2 | Quick Attach 12mm elbow x2 for 5900 | \$14.40 |



DELANAN PUMP ACCESSORIES

QUICK ATTACH FILTERS

- Available in 2 sizes to suit DP7800 and DP5900 series pumps



WIRE HARNESS KIT

- 3.6 metre wire harness kit with on/off switch, fuse, 2 pin connector and lighter adaptor for vehicles.
- Max 10 Amp draw



QUICK ATTACH REGULATOR & GAUGE

- Fitted standard to our professional spot sprayers
- Complete with pressure gauge



| CODE | DESCRIPTION | |
|----------------|--|----------|
| ATPF5050Q10 | Quick attach filter for 7800 pump | \$39.80 |
| ATPF5050Q12 | Quick attach filter for 5900 pumps | \$39.80 |
| ATRM020LQ10G | Quick attach regulator & gauge for 7800 pump | \$106.00 |
| ATRM020LQ12G | Quick attach regulator & gauge for 5900 | \$106.00 |
| ATCWL03612VSAC | Wire harness kit complete - 10 Amp | \$37.80 |

DELANAN PUMP SPARE PARTS KITS

| CODE | DESCRIPTION | |
|----------------|---|----------|
| CDPLHA78607E77 | Lower housing assy - for 7801 pumps - Diaphragm | \$61.80 |
| CDPLHA78637F77 | Lower housing assy - for 7802 pumps - Diaphragm | \$61.80 |
| CDPLHA55031E77 | Lower housing assy - for 5900 pumps - Diaphragm | \$92.80 |
| CDP53LHA002 | Lower housing assy - for 7800 pumps - Geolast Diaphragm | \$100.60 |
| CDPVHA78637F77 | Valve housing assy for 7800 pumps | \$53.00 |
| CDPVHA55031E77 | Valve housing assy for 5900 pumps | \$77.20 |
| CDPUHA78637F77 | Upper housing assy for 7800 pumps | \$53.00 |
| CDPUHA55031E77 | Upper housing assy for 5900 pumps | \$77.20 |
| CDP2200PSW | Pressure switch for 2200 pumps | \$14.40 |
| CDP7800PSW60 | Pressure switch only - to suit 7800 series pumps | \$20.00 |
| CDP7800PSW100 | Pressure switch only - to suit 7802 100psi pumps | \$28.00 |
| CDP580RPSW60 | Pressure switch only - to suit 5900 series pumps | \$30.10 |

Spare parts available for all 12 volt pumps



12 VDC MOTOR with ball bearings on both ends of shaft



SANTOPRENE DIAPHRAGM




VITON VALVES

STAINLESS STEEL FASTENERS



PRESSURE SWITCH

EVERFLO PUMPS



APV0038 \$99.00*

- 3.8 l/m 2.8 bar (40psi)
- Santoprene diaphragm
- 3/8" hose barb inlet/outlet
- Viton valves
- 2 chamber positive displacement diaphragm pump, capable of being run dry

| PSI | Bar | LPM | Amps |
|-----|-----|-----|------|
| 0-3 | 0.2 | 3.7 | 1.5 |
| 10 | 0.7 | 3.2 | 1.9 |
| 20 | 1.4 | 2.7 | 2.1 |
| 30 | 2.1 | 2.3 | 2.4 |
| 40 | 2.8 | 1.5 | 2.6 |

APV0083T10E \$138.00*

- 8.3 l/min 4.5 bar (70psi)
- Santoprene diaphragm & Viton valves
- 3 chamber positive displacement diaphragm pump, capable of being run dry
- Self priming up to 2.4m
- Maximum amps 7.5
- 10mm elbow fittings



APV0114T10E \$162.00*

- 11.4 l/min 4.1 bar (60psi)
- Santoprene diaphragm & Viton valves
- 5 chamber positive displacement diaphragm pump, capable of being run dry
- Self priming up to 2.4m
- Maximum amps 10
- 10mm elbow fittings

APV0152T12E \$202.00*

- 15.1 l/min 4.1 bar (60psi)
- Santoprene diaphragm & Viton valves
- 5 chamber positive displacement diaphragm pump, capable of being run dry
- Self priming up to 2.4 m
- Maximum amps 13
- 12mm elbow fittings



APV0208T12E \$242.00*

- 20.8 l/min 4.1 bar (60psi)
- Santoprene diaphragm & Viton valves
- 5 chamber positive displacement diaphragm pump, capable of being run dry
- Self priming up to 2.4m
- Maximum amps 17
- 12mm elbow fittings

RAPID+
spraymarshal
YOU'RE IN CONTROL

30 metre hose & reel – ready to use versatility

NEW

GENUINE HONDA POWER
RAPID COMMANDO PUMP

IDEAL FOR SPOT SPRAYING OR SMALL BOOM SPRAYING

'Turbo' spray gun for large range of spraying options

Suction hose with strainer



Genuine GX35 Honda motor for proven reliability. 3 year warranty.

Brass pump head with viton seals & stainless steel valves – guaranteed reliability

Anti-vibration frame mounts

Rapid Commando™ pump – 12 litres/minute & up to 360psi with anti-vibration mounts

APP0120GH030 \$1347.00*
PUMP, MOTOR & REEL KIT

FILTERS



ATPFSV032T32T \$117.90*

- 1 1/4" SUCTION FILTER**
25MM HOSETAILS
- Shut off piston allows for ease of cleaning of filter cartridge.
 - 32 mesh screen filter
(ORDER CODE: CA318002030)



ATPFSV032T38T \$138.30*

- 1 1/2" SUCTION FILTER**
32MM HOSETAILS
- Shut off piston allows for ease of cleaning of filter cartridge.
 - 32 mesh screen filter
(ORDER CODE: CA314002030)



ATPFS080T12 \$39.80*

- SUCTION FILTER**
- Filter designed to fit directly onto 1/2" male port of Shurflo pumps.
 - 12mm inlet hose tail, 80 mesh screen filter.



ATPFS050Q10 \$39.80*

QUICK ATTACH FILTER FOR 7800 PUMPS

ATPFS050Q12 \$39.80*

QUICK ATTACH FILTER FOR 5900 PUMPS

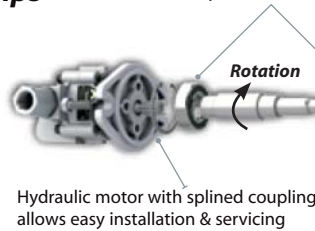
DELANAN HD MAGNUM™ SERIES - HYDRAULICALLY DRIVEN CENTRIFUGAL PUMPS

Interchangeable with Hypro pumps



APHC9310M

Shaft supported by 2 bearings for durability and smooth operation



Rotation

Hydraulic motor with splined coupling allows easy installation & servicing

Nylon impeller with stainless steel insert



Viton seal

Cast iron or stainless steel housing

Flow

Flow

FEATURES

- Pumps available in cast iron or stainless steel
- Corrosion resistant nylon impellers
- Large pump bearings for durability
- 2 Piece pump and motor design with exclusive HD splined coupling for easy installation and servicing
- Viton/Ceramic seals on cast iron pumps
- Viton/Silicon Carbide seals on stainless pumps
- Exclusive front and rear wear rings to balance the impeller and maximize bearing and seal life



APH57250M

- 1/2" FNPT Hydraulic ports on motors
- Max fluid temperature 60°C

CAST IRON PUMPS - VITON/CERAMIC SEALS

| CODE | DESCRIPTION | MAX FLOW (L/M) | MAX PRESSURE (PSI) | Trade Inc GST |
|-----------|---|----------------|--------------------|---------------|
| APHC3610M | 1 1/4" Inlet 1" Outlet Cast Iron Pump and Motor | 361 | 130 | \$1433.00 |
| APHC7250M | 1 1/2" Inlet 1 1/4" Outlet Cast Iron Pump and Motor | 725 | 140 | \$1489.00 |
| APHC9310M | 2" Inlet 1 1/2" Outlet Cast Iron Pump and Motor | 931 | 145 | \$1678.00 |

STAINLESS STEEL PUMPS - VITON/SILICON CARBIDE SEALS

| CODE | DESCRIPTION | MAX FLOW (L/M) | MAX PRESSURE (PSI) | Trade Inc GST |
|-----------|---|----------------|--------------------|---------------|
| APH53610M | 1 1/4" Inlet 1" Outlet Stainless Steel Pump & Motor | 361 | 130 | \$2229.00 |
| APH57250M | 1 1/2" Inlet 1 1/4" Outlet Stainless Steel Pump & Motor | 725 | 140 | \$2290.00 |
| APH59310M | 2" Inlet 1 1/2" Outlet Stainless Steel Pump & Motor | 931 | 145 | \$2753.00 |

PARKER HYDRAULIC MOTORS

- Delavan HD Magnum pumps have a two piece pump and motor design which offers the exclusive HD splined coupling for easy installation and servicing.
- Motors can be replaced separately to pumps.

IDEAL FOR LIQUID FERTILISERS



APC4950 \$370.00*

2" POLY PUMP - NO MOTOR

FEATURES

- Centrifugal poly pump with nylon impeller
- 495 litres/minute Max Flow (131GPM)
- 26 metre Total Head (85')
- 8 metres Max Suction Head (26')

POLY PUMPS

APC4950H \$1178.00*


2" POLY PUMP COUPLED WITH GX200 HONDA MOTOR

UDOR PUMPS



APZ0700S \$927.00*
70L/MIN 20BAR 290PSI

- Max flow: 70 litres / minute
- Max pressure: 20 bar (290psi)
- Self priming operation
- Compatible with most fluids
- Can be run dry
- Stainless steel check valves
- Oil drain plugs for ease of maintenance
- 3 diaphragm pump for smooth operation



BERTOLINI PUMPS

2 PISTON SEMI-HYDRAULIC DIAPHRAGM PUMPS

DEPENDABLE, HARDWORKING DIAPHRAGM PUMPS

FEATURES

- These 2 piston semi-hydraulic diaphragm pumps are ideal for gardening, small sprayers, washers and liquid transfer.
- Compact & light weight PTO & engine drive models
- All wet end parts are plastic coated for use with most agricultural spray materials and chemicals.



APL0220S \$887.00*

POLY 2020 VF PUMP WITH 1^{3/8}" SPLINE
NEW poly pump model to withstand the most aggressive chemical & acid solutions

APL022S


APL0220KG \$1170.00*

POLY 2020 RT4 PUMP & GEARBOX



NOW WITH 3 YEAR WARRANTY

| SPECIFICATIONS | | | | |
|--------------------|--------|--------|--------|--------|
| | R.P.M. | R.P.M. | 650 | 650 |
| Power | KW | HP | 0.8 | 1.1 |
| Weight | Kg | Lbs | 5.6 | 12.3 |
| Suction Lift - MAX | mt | ft | 1 | 3.3 |
| ∅ Intake | mm | in | 20 | 13/16" |
| ∅ High Pressure | mm | in | 10 | 3/8" |
| MAX Temperature | °C | °F | 60 | 140 |
| Oil Type | SAE | W | SAE 30 | 30W |
| Oil Capacity | Lt | U.S.G | 0.7 | 0.8 |



APL0220KGH

| | | |
|--------------|----------|-----------|
| MAX FLOW | 22 l/min | 5.8 USGPM |
| MAX PRESSURE | 20 bar | 290 PSI |

APL0220KGH \$2136.00*

POLY 2020 RT4 PUMP & REGULATOR WITH GX200 HONDA MOTOR

FLOW CHART

| RPM | | 550 | | 600 | | 650 | |
|-----|--------|-------|-----|-------|-----|-------|-----|
| BAR | P.S.I. | l/min | KW | l/min | KW | l/min | KW |
| 2 | 29 | 18.6 | 0.1 | 20.3 | 0.1 | 22 | 0.1 |
| 10 | 145 | 16.9 | 0.4 | 18.5 | 0.4 | 20 | 0.4 |
| 15 | 217.5 | 16.2 | 0.5 | 17.7 | 0.6 | 19.2 | 0.6 |
| 20 | 290 | 16.1 | 0.7 | 17.5 | 0.8 | 19 | 0.8 |

3 PISTON SEMI-HYDRAULIC DIAPHRAGM PUMPS

FEATURES

- Triple Diaphragm pumps engineered for smoother and quieter operation.
- Stainless steel check valves, all other wet end components anodized for durability.
- PTO and engine drive models



APL0340S

APL0340S \$1041.00*

PA330 PUMP WITH 1^{3/8}" SPLINE

RELIABLE, HIGH PERFORMANCE PUMPS



NOW WITH 3 YEAR WARRANTY

APL0340KG \$1444.00*

PA330 PUMP & GEARBOX

APL0340KGH \$2410.00*

PA330 PUMP WITH GX200 HONDA MOTOR

| SPECIFICATIONS | | | | |
|--------------------|--------|--------|--------|--------|
| | R.P.M. | R.P.M. | 650 | 650 |
| Power | KW | HP | 2.5 | 3.4 |
| Weight | Kg | Lbs | 7.3 | 16 |
| Suction Lift - MAX | mt | ft | 1.5 | 4.9 |
| ∅ Intake | mm | in | 24 | 1" |
| High Pressure | | | G. 1/2 | G. 1/2 |
| MAX Temperature | °C | °F | 40 | 104 |
| Oil Type | SAE | W | SAE 30 | 30W |
| Oil Capacity | Lt | U.S.G | 0.6 | 0.16 |

| | | |
|--------------|----------|---------|
| MAX FLOW | 34 l/min | 9 USGPM |
| MAX PRESSURE | 40 bar | 580 PSI |

FLOW CHART

| RPM | | 400 | | 450 | | 500 | | 550 | |
|-----|--------|-------|-----|-------|------|-------|------|-------|------|
| BAR | P.S.I. | l/min | KW | l/min | KW | l/min | KW | l/min | KW |
| 2 | 29 | 26.5 | 0.1 | 29 | 0.11 | 31.5 | 0.12 | 34 | 0.14 |
| 20 | 290 | 25 | 1 | 27.5 | 1.1 | 30 | 1.2 | 32 | 1.3 |
| 30 | 435 | 24.5 | 1.5 | 27 | 1.6 | 29.5 | 1.8 | 31.5 | 1.9 |
| 40 | 580 | 24 | 2 | 26.5 | 2.2 | 29 | 2.4 | 31 | 2.5 |




APL0340KGH



APL0540S \$1431.00*
PA530 PUMP WITH 1 3/8" SPLINE

APL0540KG \$1834.00*
PA530 PUMP & GEARBOX



APL0540KGH \$2800.00*
PA530 PUMP WITH GX200 HONDA MOTOR

GENUINE HONDA POWER
NOW WITH 3 YEAR WARRANTY

MAX FLOW 54 l/min 14.3 USGPM
MAX PRESSURE 40 bar 580 PSI

| SPECIFICATIONS | | | | |
|--------------------|--------|--------|--------|--------|
| | R.P.M. | R.P.M. | 650 | 650 |
| Power | KW | HP | 4.2 | 5.7 |
| Weight | Kg | Lbs | 14 | 31 |
| Suction Lift - MAX | mt | ft | 1.5 | 4.9 |
| ∅ Intake | mm | in | 32 | 1 1/4" |
| High Pressure | | | G. 1/2 | G. 1/2 |
| MAX Temperature | °C | °F | 40 | 104 |
| Oil Type | SAE | W | SAE 30 | 30W |
| Oil Capacity | Lt | U.S.G | 0.5 | 0.13 |

| FLOW CHART | | | | | | | | | |
|------------|--------|-------|------|-------|------|-------|------|-------|------|
| RPM | | 400 | | 450 | | 500 | | 550 | |
| BAR | P.S.I. | l/min | KW | l/min | KW | l/min | KW | l/min | KW |
| 2 | 29 | 39.2 | 0.12 | 44.2 | 0.13 | 49 | 0.15 | 54 | 0.16 |
| 20 | 290 | 38 | 1.5 | 42.8 | 1.7 | 47.5 | 1.9 | 52 | 2.1 |
| 30 | 435 | 37.6 | 2.3 | 42.3 | 2.6 | 47 | 2.8 | 51.5 | 3.2 |
| 40 | 580 | 37.2 | 3 | 41.8 | 3.4 | 46.5 | 3.8 | 51 | 4.2 |

POLY PUMPS 3 PISTON SEMI-HYDRAULIC DIAPHRAGM PUMPS



APL0750S \$1143.00*
POLY 2073 PUMP WITH 1 3/8" SPLINE


WET END ALL POLYPROPYLENE WITH 316 STAINLESS STEEL VALVES

- Polypropylene head to withstand the most aggressive chemical products including acids and liquid fertilisers
- Diaphragm washer and bolt made of 316 stainless steel, abrasion and corrosion proof

- 2 piston rings for each piston. Exclusive design which increases diaphragm efficiency
- Special Dacromet® treatment on the bolts and mounting rails: chemical resistance, rust proof and no maintenance
- 316 stainless steel check valves + polypropylene manifold

APL0750KG \$1650.00*
POLY 2073 PUMP WITH GEARBOX

| FLOW CHART | | | | | | | | | |
|------------|--------|-------|-----|-------|-----|-------|-----|-------|-----|
| RPM | | 400 | | 450 | | 500 | | 550 | |
| BAR | P.S.I. | l/min | KW | l/min | KW | l/min | KW | l/min | KW |
| 2 | 29 | 54.5 | 0.2 | 61.4 | 0.2 | 68.2 | 0.3 | 75.0 | 0.3 |
| 5 | 72.5 | 53.8 | 0.5 | 60.5 | 0.6 | 67.3 | 0.7 | 74.0 | 0.7 |
| 10 | 145 | 52.4 | 1.0 | 58.9 | 1.2 | 65.5 | 1.3 | 72.0 | 1.4 |
| 15 | 218 | 50.9 | 1.5 | 57.3 | 1.7 | 63.6 | 1.9 | 70.0 | 2.1 |



APL0750KGH

APL0750KGH \$2616.00*
POLY 2073 PUMP WITH GX200 HONDA MOTOR

GENUINE HONDA POWER
NOW WITH 3 YEAR WARRANTY

MAX FLOW 75 l/min 19.8 USGPM
MAX PRESSURE 15 bar 218 PSI

| SPECIFICATIONS | | | | |
|--------------------|--------|--------|--------|--------|
| | R.P.M. | R.P.M. | 550 | 550 |
| Power | KW | HP | 2.1 | 2.8 |
| Weight | Kg | Lbs | 11 | 24.2 |
| Suction Lift - MAX | mt | ft | 1.5 | 4.9 |
| ∅ Intake | mm | in | 32 | 1 1/4" |
| ∅ High Pressure | mm | in | 25 | 1" |
| MAX Temperature | °C | °F | 40 | 104 |
| Oil Type | SAE | W | SAE 30 | 30W |
| Oil Capacity | Lt | U.S.G | 0.7 | 0.18 |



APL1260S \$1553.00*
POLY 2136 PUMP WITH 1 3/8" SPLINE

MAX FLOW 126 l/min 33.3 USGPM
MAX PRESSURE 15 bar 218 PSI

| FLOW CHART | | | | | | | | | |
|------------|--------|-------|-----|-------|-----|-------|-----|-------|-----|
| RPM | | 400 | | 450 | | 500 | | 550 | |
| BAR | P.S.I. | l/min | KW | l/min | KW | l/min | KW | l/min | KW |
| 2 | 29 | 92 | 0.4 | 103 | 0.4 | 115 | 0.4 | 126 | 0.5 |
| 5 | 72.5 | 91 | 0.9 | 102 | 1.0 | 114 | 1.1 | 125 | 1.2 |
| 10 | 145 | 90 | 1.8 | 101 | 2.0 | 113 | 2.2 | 124 | 2.4 |
| 15 | 218 | 89 | 2.6 | 100 | 2.9 | 111 | 3.3 | 122 | 3.6 |

| SPECIFICATIONS | | | | |
|--------------------|--------|--------|--------|--------|
| | R.P.M. | R.P.M. | 550 | 550 |
| Power | KW | HP | 3.5 | 4.7 |
| Weight | Kg | Lbs | 19 | 41.8 |
| Suction Lift - MAX | mt | ft | 1.5 | 4.9 |
| ∅ Intake | mm | in | 40 | 1 1/2" |
| ∅ High Pressure | mm | in | 25 | 1" |
| MAX Temperature | °C | °F | 40 | 104 |
| Oil Type | SAE | W | SAE 30 | 30W |
| Oil Capacity | Lt | U.S.G | 1 | 0.26 |

BERTOLINI SPARE PARTS KITS

| CODE | DESCRIPTION |
|--------------|---|
| CBK949879973 | O-ring kit for Poly 2020 |
| CBK949888973 | SS valves kit for Poly 2020 |
| CBK949871973 | Diaphragm Kit - 20VF/RT4Poly2020 (Buna) |
| CBK039830973 | Pump Seals Kit - PA330 |
| CBK039850973 | Valve Kit for PA330 (up to Nov 2004) |

| CODE | DESCRIPTION |
|--------------|---------------------------------------|
| CBK039875973 | Valve Kit for PA330.1 (from Dec 2004) |
| CBK039851973 | Diaphragm Kit - PA330 (Buna) |
| CBK039873973 | Diaphragm Kit - PA330 (Desmopan) |
| CBK639880973 | Pump Seals Kit - Poly 73/2073 |
| CBK639870973 | Valve Kit - Poly 73/2073 |
| CBK639871973 | Diaphragm Kit - Poly 73/2073 (Buna) |

| CODE | DESCRIPTION |
|--------------|---|
| CBK639873973 | Diaphragm Kit - Poly 73/2073 (Desmopan) |
| CBK639826973 | Diaphragm Kit - Poly 73/2073 (Viton) |
| CBK239880973 | Pump Seals Kit - PA530 |
| CBK239929973 | Valve Kit - PA530 |
| CBK239828973 | Diaphragm Kit - PA530 (Buna) |

PRESSURE REGULATORS



ATR15B050L13MMK \$301.00*

KARIN 2 WAY REGULATOR
50 L/M, 15 BAR (218PSI)



ATR15B090L13MMMK \$354.00*

STING 3 WAY REGULATOR
90 L/M, 15 BAR (218PSI)

FEATURES

- Reinforced polypropylene body for strength and chemical resistance
- Complete with pressure gauge, hometails and mounting bracket



ATR40B050L13MMK \$304.00*


KARIN 2 WAY REGULATOR
50 L/M, 40 BAR (580PSI)



ATR40B090L13MMMK \$369.00*


STING 3 WAY REGULATOR
90 L/M, 40 BAR (580PSI)

ARAG CONTROLLERS



ATRA20B140L13MMM \$505.00*

ARAG 3 WAY CONTROLLER - ALL MANUAL
UP TO 140 L/M FLOW RATE WITH 20 BAR (290PSI)
PRESSURE RATING



ATRA20B140L23MMM \$659.00*

ARAG 3 WAY CONTROLLER - ELECTRIC ON/OFF
UP TO 140 L/M FLOW RATE WITH 20 BAR (290PSI)
PRESSURE RATING



ATRA10B080LX3MMM \$308.00*

ARAG REGULATOR & GAUGE
WITH 3 WAY MANIFOLD RATED AT 80L/min,
10 BAR - TO SUIT 12V SPRAYERS




ATRA20B140L23EEM \$1018.00*

WITH 2 x ELECTRIC SECTION VALVES & 1 MANUAL VALVE

FEATURES

- Polypropylene high capacity modular system with viton seals
- Main control lever shuts off flow completely - good for boom sprays
- Manual section valves can be replaced by CA4630015 electric valves to give in cab control of boom sections.
- When ordering electric controllers select switch box to suit application



ATRA20B140L23EEEM \$1285.00*

WITH 3 x ELECTRIC SECTION VALVES & 1 MANUAL VALVE

- 2 electric section valves give left & right boom control from the comfort of your cab
- Manual section valve operates hose reel
- Use with STAP203 switch box (Prices below)

✓ GUARANTEED PARTS & SERVICE

- 3 electric section valves give left, centre & right boom control from the comfort of your cab
- Single manual section valve operates hose reel
- Use with STAP204 switch box (Prices below)



CA4630015 \$267.00*

ELECTRIC SECTION VALVE
20BAR (290PSI)



ATCC1W \$103.00*

1 WAY SWITCH BOX & CABLES



ATCC2W \$138.00*

2 WAY SWITCH BOX & CABLES



ATCC2WV \$209.00*

2 WAY & MAIN ON/OFF SWITCH BOX & CABLES

ATCC3WVP \$260.00*

3 WAY & MAIN ON/OFF SWITCH BOX & CABLES & PRESSURE CONTROL

ATCC5WVP \$520.00*

5 WAY & MAIN ON/OFF SWITCH BOX & CABLES & PRESSURE CONTROL

SEE ALSO PAGE 61