

# MANTOVA - POST SHELVING - ALL SHELVES

## Diagram

### Specifications

#### Frames

Welded - 32mm x 2.5 mm roll formed section. Mild Steel or 304/ 316 grade stainless.

#### Shelves

Wire grid - Welded Frame  
 4 mm wires and 25 mm centres on 8 mm supports.

Real Tuff Moulded ABS Shelves - Black. Safe for freezers and dishwasher safe.

Dunnage Shelves - 25 mm x 25 mm x 1.6 tube frame for extreme loading to 400 kg. per shelf.

Solid "Drop-On" Shelves - Can be Galvanised or Stainless and can be used on all frames.

#### Posts

Galvanised or Stainless - 25 mm x 25 mm x 1.2 mm  
 Nylon Foot - gives 32 mm of adjustment

Stainless Foot - allows floor fixing and provides 65 mm adjustment.

Castors - 125 mm fit securely to leg.

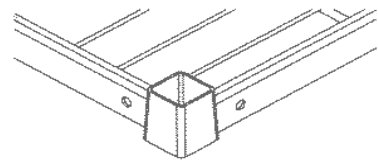
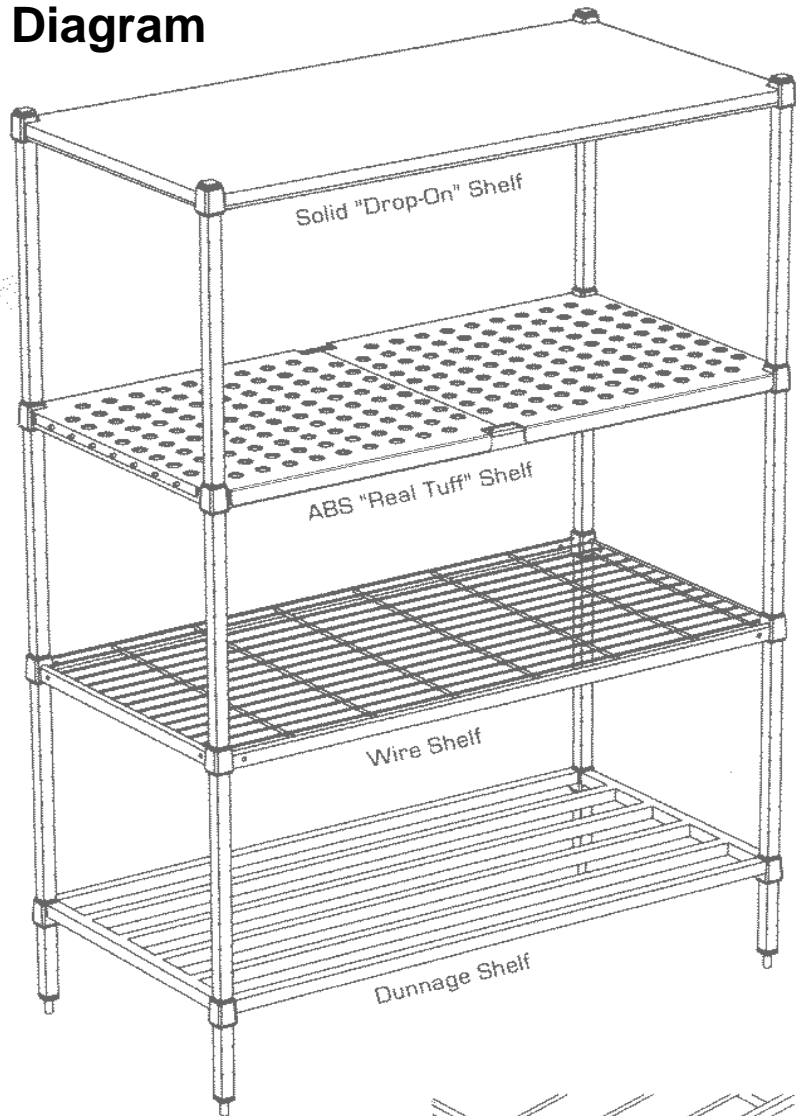
Foot Pad - P/No. 1522 distributes load when used with nylon foot.  
 The use of Post Joiner P/No. 1500 enables any height to be achieved.

#### Finishes

Zinc Electroplate and Lacquer, Hot Dip Galvanised, Powder Coat, Polished Stainless, "As Welded" Stainless.

#### Dimensions

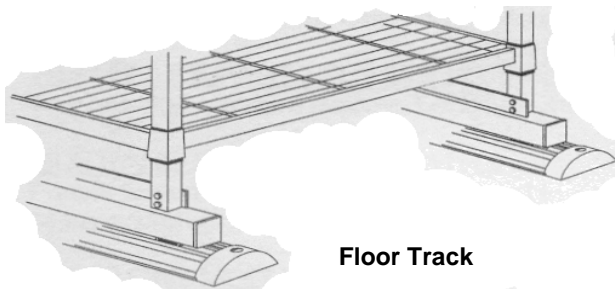
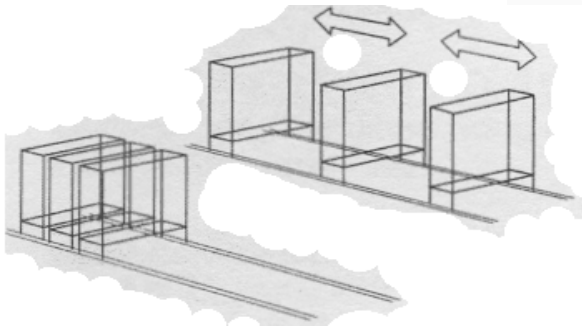
Length - 600 mm to 1800 mm increments of 150 mm.  
 Width: Wire Grid & Solid - 300, 375, 450, 525 and 600 mm  
 Width: Moulded ABS - 300, 450 & 600 mm  
 Height - Standard 1200, 1800 & 2000 mm



Nylon Foot (Bullet Foot)

## MANTOVA - SHELVING ACCESSORIES Diagram

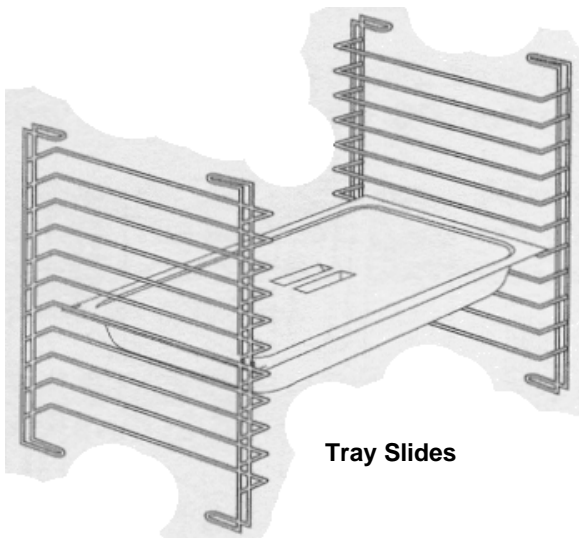
Top Track High  
Density Shelving



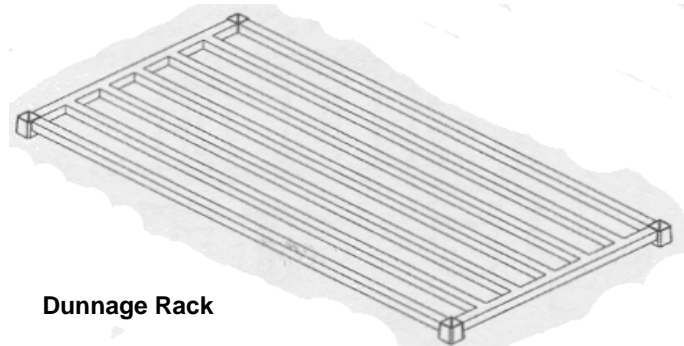
Floor Track



Security Shelving

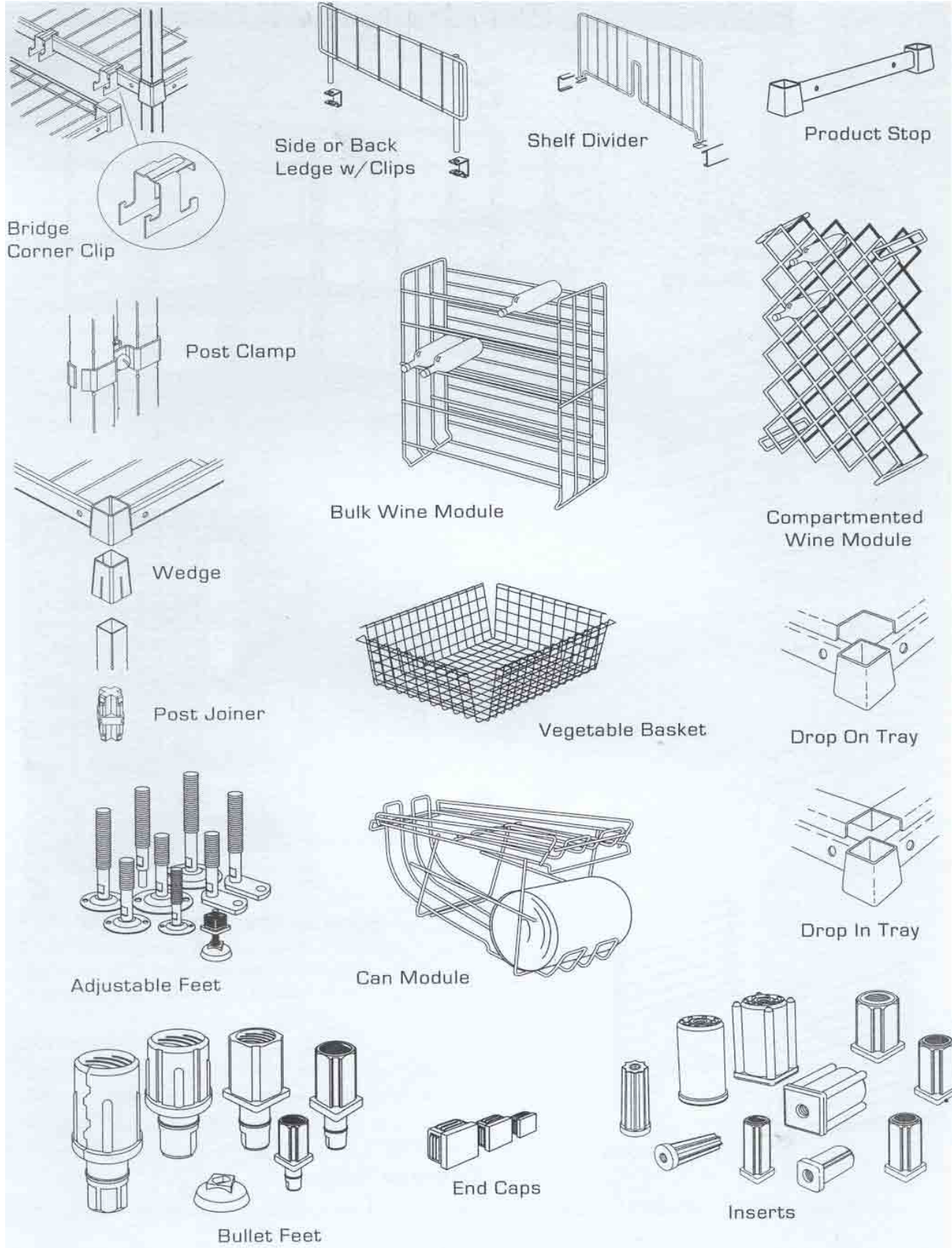


Tray Slides



Dunnage Rack

# MANTOVA - SHELVING ACCESSORIES Diagram



# MANTOVA - POST "REAL TUFF" DIAGRAM

## Specifications

### Shelf Frames

Welded - 32mm x 2.5 mm roll formed section. Mild Steel or 304 / 316 grade stainless.

### Real Tuff Moulded ABS Shelves - Black

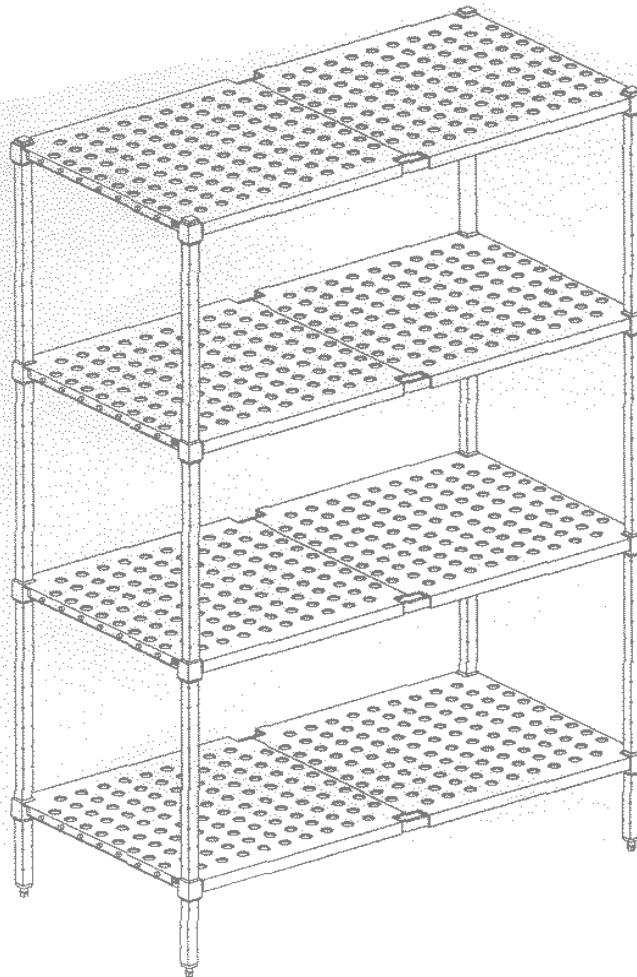
Safe for freezers and dishwasher safe.

### Posts

Galvanised or Stainless - 25 mm x 25 mm x 1.2 mm

### Finishes

Zinc Electroplate and Lacquer, Hot Dip Galvanised, Powder Coat, Polished Stainless, "As Welded" Stainless.



## Dimensions

Length - 600 mm to 1800 mm increments of 150 mm.  
 Width: Moulded ABS - 300, 450 & 600 mm  
 Height - Standard 1200, 1800 & 2000 mm

### STANDARD BULLET FOOT

Provides 32mm of adjustment



(As in Illustration)

### FOOT PAD OPTION

Distributes load and provides larger footing when mated with Bullet Foot.



P/N 1522

### DISC FEET OPTIONS

Provides 65mm of adjustment and floor fixing

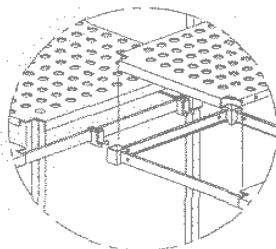
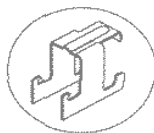


P/N 1511

## CORNER/BRIDGE SHELVING ASSEMBLY

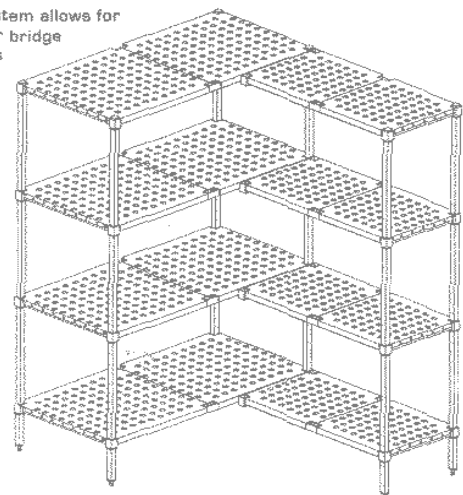
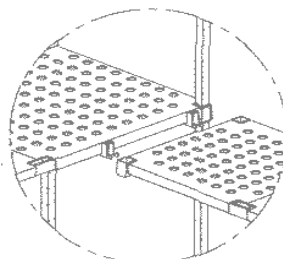
Unique bridging system allows for additional corner or bridge shelving assemblies

Bridge/Corner Clip

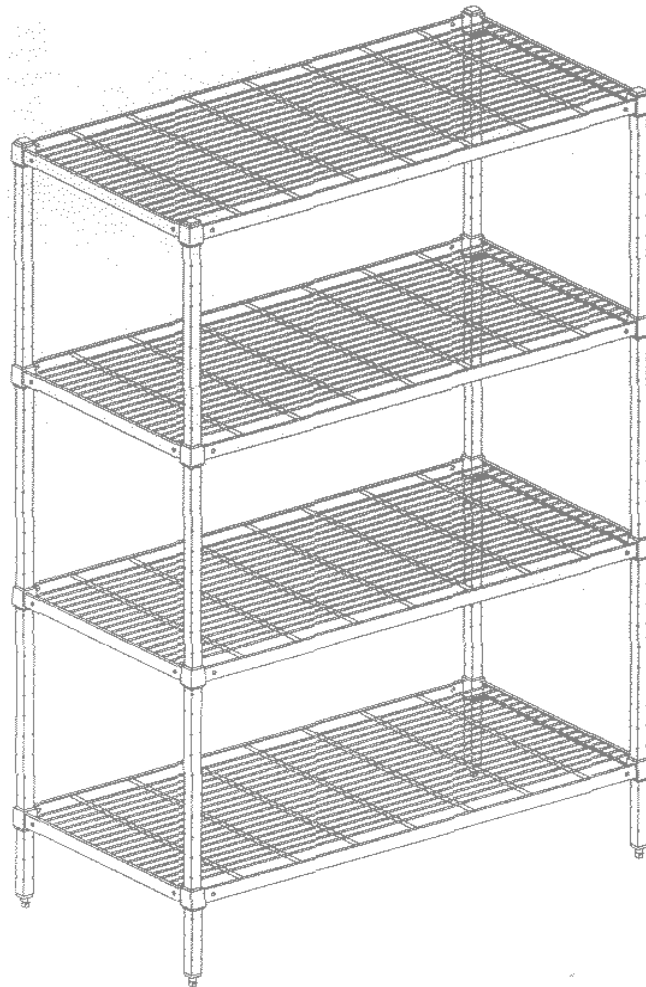


Bridging clip is fitted and additional shelves attached.

Provides clear, accessible shelf space.



# MANTOVA - POST "WIRE GRID" DIAGRAM



## Specifications

### Shelf Frames

Welded - 32mm x 2.5 mm roll formed section. Mild Steel or 304 / 316 grade stainless.

### Wire Grid - Welded Frame

4mm wires spaced on 25mm centres on 8mm cross supports.

### Posts

Galvanised or Stainless - 25 mm x 25 mm x 1.2 mm

### Finishes

Zinc Electroplate and Lacquer, Hot Dip Galvanised, Powder Coat, Polished Stainless, "As Welded" Stainless.

## Dimensions

Length - 600 mm to 1800 mm increments of 150 mm.  
 Width: Wire Grid - 300, 375, 450, 525 & 600 mm  
 Height - Standard 1200, 1800 & 2000 mm

### STANDARD BULLET FOOT

Provides 32mm of adjustment



(As in Illustration)

### FOOT PAD OPTION

Distributes load and provides larger footing when mated with Bullet Foot.



P/N 1502

### DISC FEET OPTIONS

Provides 65mm of adjustment and floor fixing



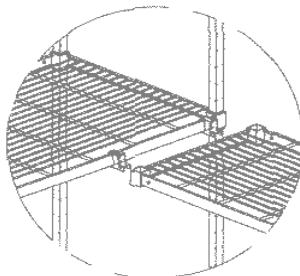
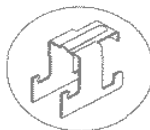
P/N 1511

39mm DIAMETER STAINLESS STEEL

## CORNER/BRIDGE SHELVING ASSEMBLY

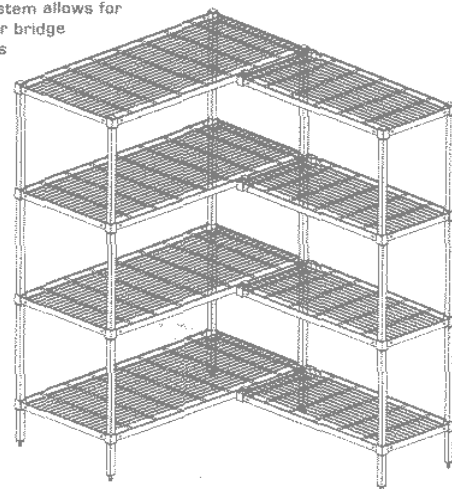
Unique bridging system allows for additional corner or bridge shelving assemblies

Bridge/Corner Clip



Bridging clip is fitted and additional shelves attached.

Provides clear, accessible shelf space.



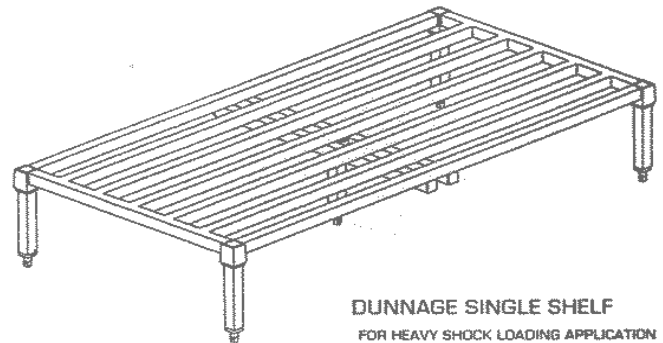
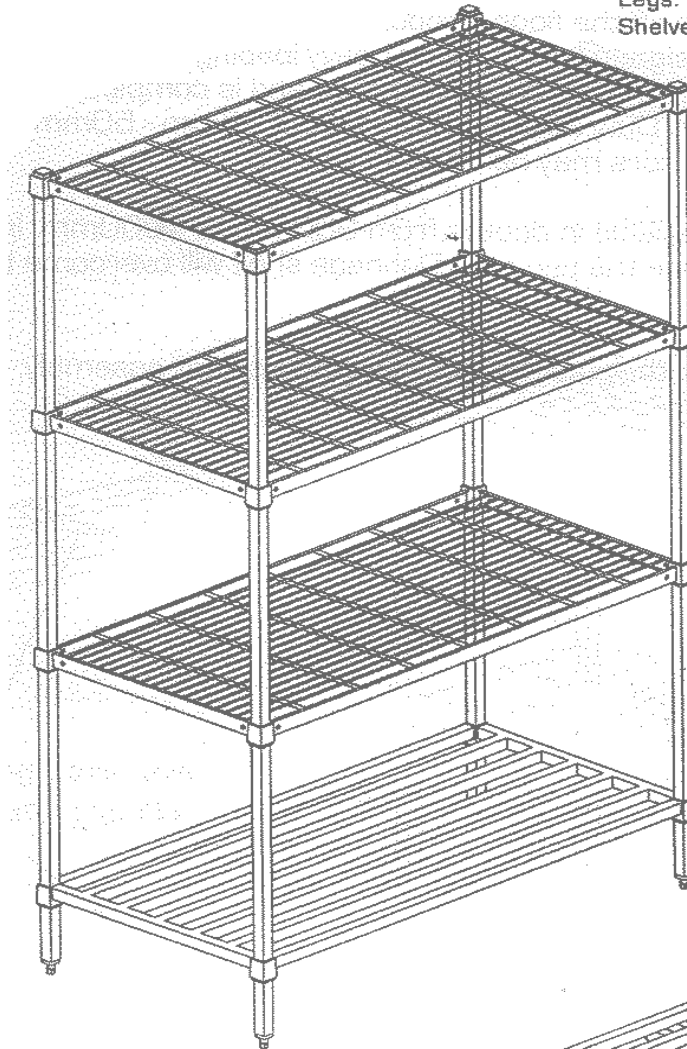
# MANTOVA - POST "DUNNAGE" DIAGRAM

## MATERIALS

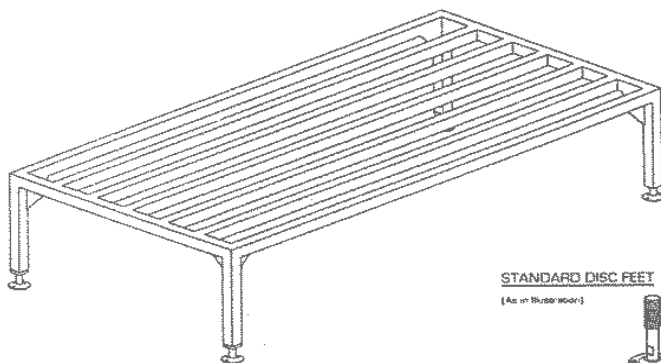
Legs: 25.4mm x 25.4mm Sq. Tube

Shelves: Wire Grid Shelves

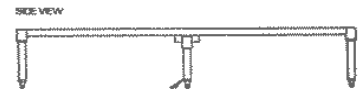
Dunnage 25.4mm x 25.4mm  
Sq. Tube Base Shelf



**DUNNAGE SINGLE SHELF**  
FOR HEAVY SHOCK LOADING APPLICATION



**DUNNAGE SINGLE SHELF**  
- FULLY WELDED FRAME  
FOR EXTREME LOADING / EXTRA HEAVY DUTY APPLICATION

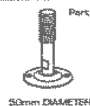


ADDITION OF CENTRAL  
SUPPORT LEG for 1500-1850-1800 lengths.

**STANDARD DISC FEET**

(As in Illustration)

Part No. 1500-50D



50mm DIAMETER

**STANDARD BULLET FOOT**

(As in Illustration)

