


## Plastic Racking & Shelving



Our unique plastic racking system is usually available ex stock Australia in the following configurations:

- 900mm wide x 500mm deep x 4 tier - with 450mm shelf space
- 1000mm wide x 500mm deep x 4 tier - with 450mm shelf space
- 1250mm wide x 500mm deep x 4 tier - with 450mm shelf space
- 1250mm wide x 500mm deep x 5 tier - with 300mm shelf space and one 450mm shelf space
- 1200mm wide x 500mm deep x 4 tier corner unit
- 1200mm wide x 500mm deep x 5 tier corner unit
- 1500mm wide x 500mm deep x 4 tier corner unit
- 1500mm wide x 500mm deep x 5 tier corner unit
- 1800mm wide x 500mm deep x 4 tier - with 450mm shelf space
- 2000mm wide x 500mm deep x 4 tier - with 450mm shelf space
- 2470mm wide x 500mm deep x 4 tier - with 450mm shelf space
- 2470mm wide x 500mm deep x 5 tier - with 300mm shelf space and one 450mm shelf space

All floor clearances are a standard 300mm.


Please see pages 36 and 37 for other standard configurations available from Europe (extended lead times)

Code	No. Of Levels
MRD6	3 (6 boxes)
MRD8	4 (8 boxes)
MRD10	5 (10 boxes)
MRD14	7 (14 boxes)
MRD20	10 (20 trays)

Prices for boxes and trays on request.

Code	Dimensions W x D X H
PL15/4	1500x400x170
PL20/4	2000x400x170
PL15/5	1500x500x170
PL20/5	2000x500x170

Other Sizes available on request





**\*All Prices on Application.**

All prices/specifications subject to change without notice.

**Freight Additional - Ex Factory Melbourne**


## Plastic Racking & Shelving



Code	Dimensions W x D X H	Shelves
154425S	1500x400x1080	4
154435S	1500x400x1380	4*
155425S	1500x500x1080	4
155435S	1500x500x1380	4*
154525S	1500x400x1380	5
154535S	1500x400x1780	5*
155525S	1500x500x1380	5
155535S	1500x500x1780	5*
204425S	2000x400x1080	4
204435S	2000x400x1380	4*
204435S	2000x400x1380	4*
205425S	2000x500x1080	4
205435S	2000x500x1380	4*
204525S	2000x400x1380	5
204535S	2000x400x1780	5*
205525S	2000x500x1380	5
Mobile Racks		
105525M	1000x500x1430	5
105535M	1000x500x1830	5*
155525M	1500x500x1430	5
155535M	1500x500x1830	5*
Gaps between shelves are 250mm except *350mm		
Castors: 100mm diameter nylon swivels		

Code	Dimensions W x D X H	Shelves
104425S	1000x400x1080	4
104435S	1000x400x1380	4*
105425S	1000x500x1080	4
105435S	1000x500x1380	4*
104525S	1000x400x1380	5
104535S	1000x400x1780	5*
105525S	1000x500x1380	5
10535S	1000x500x1780	5*

Code	No. Of Levels
MRS4	4
MRS6	6
MRS8	8
MRS10	10
MRS12	12



To suit containers sizes 600x400,  
and trays 762x457 (30" x 18").  
For any tray depth within safe  
working heights - Ring for advice  
and sizes.

\*All Prices on Application.

All prices/specifications subject to change without notice.

Freight Additional - Ex Factory Melbourne