


## Forklift Attachments **Flatpack Work Platforms for on-site assembly**

### Type WP-N Work Platform

The WP-N Work Platform has been designed for forklift use to safely carry out tasks of “short duration” and “occasional usage” such as maintenance or stocktake. Manufactured strictly in accordance with Australian Standard AS 2359.1, the type WP-N Work Platform is suitable for a maximum of two people. Supplied with slipper locking pins and 2 harness anchor rings.

Unit is supplied standard as a “Flatpack” (1230 x 1150 x 200mm), or may be fully assembled upon request. Zinc plate finish

- Safe Working Load: 250 kg
- Load Centre: 600 mm
- Unit Weight: 110 kg
- Fork Pocket Size: 160 mm x 60 mm
- Fork Pocket Centres: 640 mm



**PLEASE NOTE:** The use of a WP-N Work Platform on a forklift truck should not be considered if the capacity of that forklift is less than 1800 kg for a counterbalanced type or 1080 kg for a straddle type forklift.

### Type WP-MS Work Platform

The WP-MS Work Platform has full mesh infill panels (50 x 50 x 4mm mesh), preventing objects from falling from the platform. Unit is supplied standard as a “Flatpack” (1230 x 1150 x 250mm), or may be fully assembled upon request. Zinc plate finish

- Safe Working Load: 250 kg
- Load Centre: 600 mm
- Unit weight: 122 kg
- Fork Pocket Size: 160 mm x 65 mm
- Fork Pocket Centres: 640 mm



**PLEASE NOTE:** The use of a WP-MS Work Platform on a forklift truck should not be considered if the capacity of that forklift is less than 1860 kg for a counterbalanced type or 1116 kg for a straddle type forklift.

Forklift Attachments


Manufactured Work Platforms

**Type WP-G Zinc Plated Work Platform**

With a fully welded construction, the WP-G Work Platform is supplied ready for use. The upper protection panel is bolted into position, being removable for transport and storage purposes.

The WP-G is fitted with a self closing gate and bow lock for added security. Slipper pins (pictured) are supplied to secure the gate to the forklift tines.

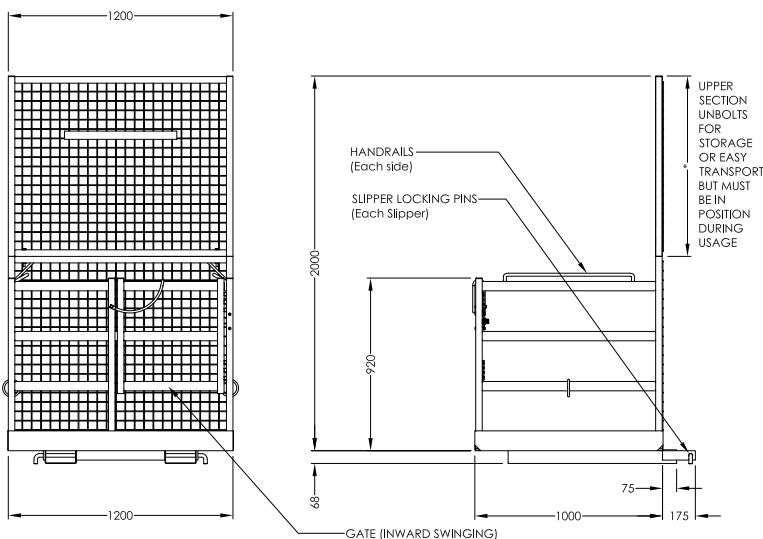
- Safe Working Load: 250 kg
- Load Centre: 600 mm
- Unit Weight: 115 kg
- Fork Pocket Size: 160 mm x 65 mm
- Fork Pocket Centres: 640 mm



**PLEASE NOTE:** The use of a WP-G Work Platform on a forklift truck should not be considered if the capacity of that forklift is less than 1825 kg for a counterbalanced type or 1095 kg for a straddle type forklift.

**Type WP-P Painted Work Platform**

Same specifications as the WP-G, but with an enamel paint finish.



**PLEASE NOTE:** The use of a WP-P Work Platform on a forklift truck should not be considered if the capacity of that forklift is less than 1825 kg for a counterbalanced type or 1095 kg for a straddle type forklift.

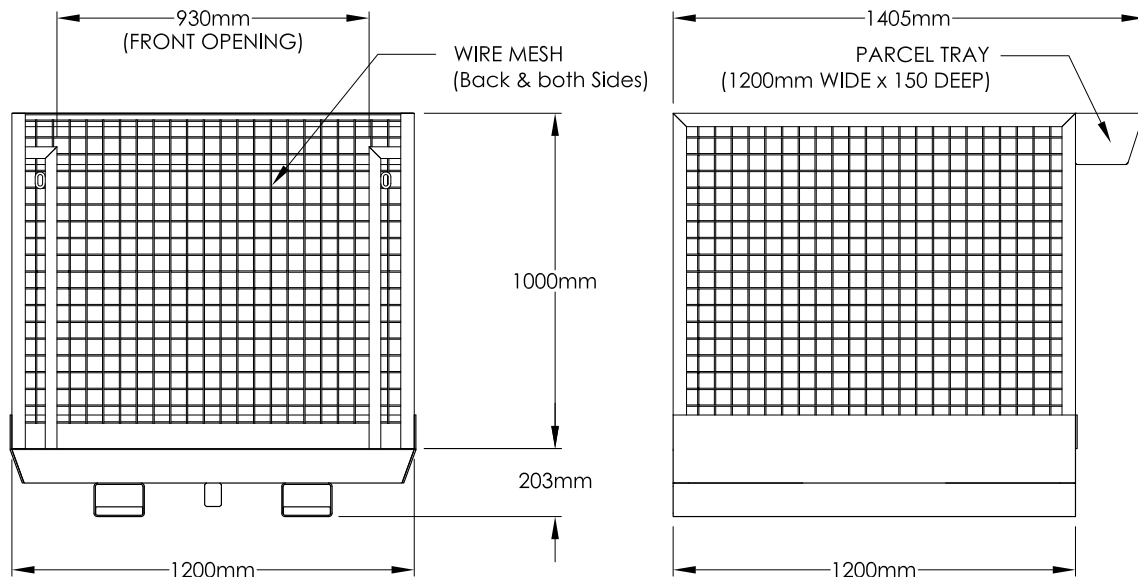
Forklift Attachments

Work Platforms

**Type WP-OP Order Picker Platform**

Manufactured in strict accordance with AS 2359. 1 and AS2359.6, the WP-OP Order Picking Cage must only be lifted by a dedicated 'Order Picking Forklift'. They can be custom made to suit individual forklifts and applications. The load capacity of the forklift will restrict the actual load capacity of the Order Picking Cage. Enamel paint finish.

- Safe Working Load: 1000 kg
- Load Centre: 600 mm
- Fork Pocket Size: 140 mm x 66 mm
- Fork Pocket Centres: 560 mm
- Unit Weight: 180 kg



(Standard cage specifications shown)

**Type WP-OPG Order Picker Platform**

Built to the same dimensions as the standard WP-OP, but also fitted with a full width outward opening gate, enabling access to stock where required. Enamel paint finish.



Forklift Attachments

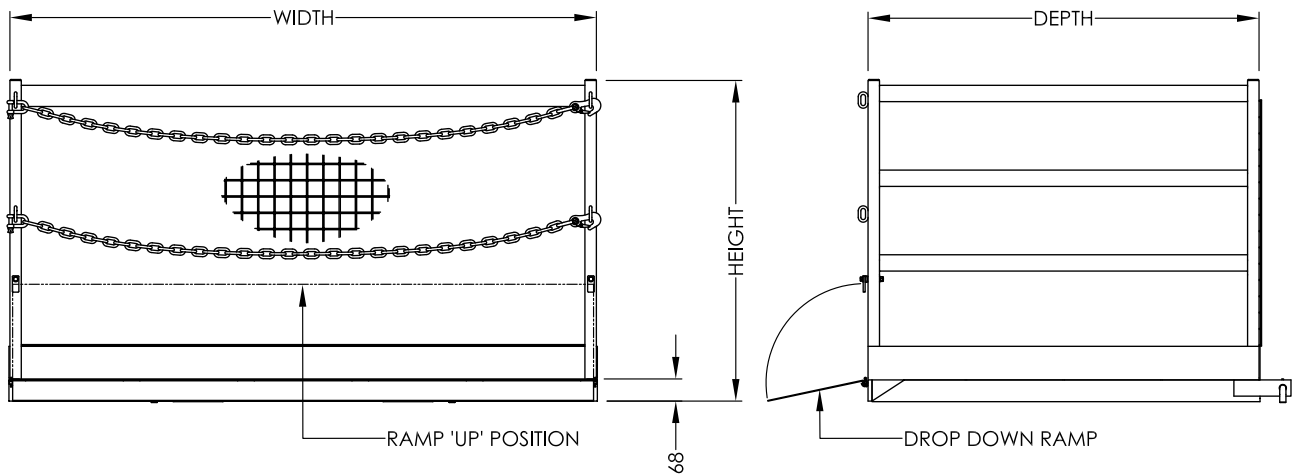
Goods Cages

**Type WP-GC Goods Cage**

The WP-GC forklift goods cage is suitable for storage and transport of furniture and whitegoods, and is ideal for the transportation of goods between ground and mezzanine levels. Enamel paint finish.

*The WP-GC forklift goods cage is NOT designed or certified to convey personnel.*

- Safe Working Load: 1000 kg
- Fork Pocket Size: 160 mm x 60 mm
- Fork Pocket Centres: 644 mm



Type	Width (mm)	Depth (mm)	Height (mm)	Unit Weight (kg)
WP-GC 12	1200	1200	1000	150
WP-GC 18	1800	1200	1000	190

