

## livestock combination tank & trough



level indicator



sweep-out ramp



### Features

- Guaranteed proven design to withstand sheep & cattle
- Internal plumbing prevents stock damage
- Supply of water is kept considerably cooler compared to troughs with no reservoir
- Designed for easy cleaning, with sweep out ramps
- Circular trough is easy for livestock to access. (In the case of the 22,000L equates to a trough length of approximately 9.5 metres!)
- When it is empty, the 5000L can be easily transported on a trailer
- Multi purpose – the tanks can be removed and used as a stand-alone rainwater tank

Colours: **Mist Green**

Code	Description	Trough Diameter	Tank Height	Trough Height
605	Combination Tank & Trough – 5000L	2500mm	2200mm	280mm (approx)
634	Combination Tank & Trough – 22,000L	4240mm	2500mm	350mm
608	Level Indicator	-		

Code	Description	Contracted Length	Extended Length	Width
521	Dual purpose trailer to suit 5000L	2750mm	5000mm	2450mm

sheep & cattle feeders



REGISTERED DESIGN



**Features**

- Non corrosive
- Weather hood protects feed from the elements
- Easy filling from ground level means there is no need to climb up on the feeder, thereby eliminating OH & S concerns
- Registered design
- Available in two sizes
- Skid available for transporting between paddocks – POA

NEW!



i

For feeding grain & roughage mix to cattle, suitable for feedlots or for paddock fattening. Ad lib distribution means that cattle can access as much food as they need.

Code	Description	Overall Width (incl Hood)	Trough Width	Overall Height (incl Lid)	Trough Depth
525	DuraFeeder-Cattle-40 bag	2920mm	2500mm	2160mm	330mm
527	DuraFeeder-Cattle-90 bag	2920mm	2500mm	3360mm	330mm
528	DuraFeeder-Sheep-40 bag	2920mm	2500mm	2160mm	330mm
529	DuraFeeder-Sheep-90 bag	2920mm	2500mm	3360mm	330mm

## molasses tanks

### features

- Rain tanks with thicker walls for molasses storage
- Threaded lid
- 3" Brass Outlet



Code	Description	Dimensions
623	10,000L Molasses Tank	2550 Dia x 2350 H
620	22,000L Molasses Tank	3500 Dia x 2500 H

## round bale feeder

When feed prices are high it is important to invest in a well-designed feeder to help prevent wastage.

### features

- High quality, stock friendly design
- Extremely sturdy poly
- 4 segments
- Stackable
- Optional roof




Cut-away showing cross section



Colours: **Natural**

Code	Description	Dimensions (L x W x H)
501	Round Bale Feeder	2000 dia. x 1545mm high (100mm thick)
503	Round Bale Feeder Roof	2300 x 2300 x 270mm
532	Round Bale Feeder c/w Roof	<b>FEEDER:</b> 2000 dia. x 1545mm h <b>ROOF:</b> 2300 x 2300 x 270mm

## liquid supplement feeders




504

(feeds approx. 400 sheep)  
Stands are optional



518 & 520



Optional lick

### features


- Extremely tough poly tub
- Optional licks to control intake
- Volumes: approx 130L plain  
approx 130L with 8 licks installed



Colours: **Natural**

Code	Description	Dimensions (L x W x H)
504	Sheep Tub - Plain	2360 x 440 x 160mm
518	Sheep Tub c/w 8 licks - complete	-
520	Sheep Tub Stand - Triple	-

## large auger hoppers



923  
triangular

924  
round

### features

- Suit 8'-12' augers
- Extremely tough poly
- Recessed at rear to protect from auger wear
- Unique sump for maximum emptying
- Mesh available to sit over auger (suits both hoppers)

Code	Description	Dimensions (L x W x H)
901	Triangular Auger Hopper - Capacity 130L	1300 x 1150 x 530mm
902	Round Auger Hopper - Capacity 260L	1150 x 1150 x 750mm
923	Triangular Auger Hopper w/mesh	
924	Round Auger Hopper w/mesh	
925	Mesh only - Large	

## mini auger hopper

### features

- Recess at rear to protect from auger wear
- Maximum emptying sump design
- Flexible and lightweight
- Suits 4 inch pencil augers
- Popular for hammer-milling and feed mixers
- Mesh available to sit over auger

Colours: **Black**



Code	Description	Dimensions (L x W x H)
903	Mini Auger Hopper - 60L	700 x 600 x 430mm
926	Mini Auger Hopper w/mesh	-
927	Auger Hopper Mesh - Mini	

## heavy duty horse/bull feeder

### features

- Deep anti-spill design
- Immensely strong anti-crack design
- 45L capacity

Colours: **Blue**



Code	Description	Dimensions (L x W x H)
510	Heavy Duty H/B Feeder	540 x 410 x 330mm

## air seeder hopper

### features

- Suits 8 inch sized augers
- Special sump for maximum emptying to avoid wastage of grain and fertiliser
- Fixture points for attaching to the auger



Code	Description	Dimensions (L x W x H)
904	Air Seeder Hopper	1200 x 880 x 550mm
906	Auger Hopper Strap - Pair	-

## calf shelter

### features

- Tough, UV stabilized polyethylene
- Louvre style ventilation
- Tie-down anchorage option by allowing for holes to be drilled in base
- Stackable, with anti-jam stacking tabs

Colours: **Mist Green**



Code	Description	Dimensions (L x W x H)
509	Calf Shelter - Series II	1700 x 1200 x 1450mm Doorway: (w) 670 x (h) 1200mm

farm products

## large dog kennel

### features

- Detachable roof
- Off-set opening offers protection from weather
- Durable poly



703

Colours: **Beige**

Code	Description	Dimensions (L x W x H)	Doorway (W x H)
703	Large Dog Kennel	1000 x 800 x 950mm	420 x 440mm

## medium dog kennel

### features

- One piece construction
- Off-set opening offers protection from weather



704

Colours: **Beige**

Code	Description	Dimensions (L x W x H)	Doorway (W x H)
704	Medium Dog Kennel	640 x 760 x 700mm	300 x 320mm

## small kennels

### features

- One piece construction
- Durable poly



705

707


Colours: **Beige**

Code	Description	Dimensions (L x W x H)	Doorway (W x H)
705	Small Dog Kennel - Plain	600 x 400 x 520mm	180 x 250mm
707	Small Dog Kennel - Corrugated	580 x 390 x 520mm	180 x 220mm

## pet feeders & drinkers

The sloped drinker base facilitates feed flow in the poly pet feeder on top.

- 25L (without float) of water & approx 11kg dog food
- Super strong
- Optional float to ensure constant water supply



Colours: **Beige**

Code	Description	Dimensions (L x W x H)
720	Sloped Drinker and Feeder Combo	655 x 380 x 560mm
721	Sloped Drinker c/w Float and Feeder Combo	655 x 380 x 560mm
711	Sloped Drinker Base only - Plain - 25L	655 x 380 x 300mm
712	Sloped Drinker Base only - c/w Float	655 x 380 x 300mm

## birthday kit

The Birthday Kit offers the high quality Durapoly Home Package Deal for the trusty canine.

### kit includes

- 1 x Dog Kennel (Large / Medium or Small)
- 1 x Drinker and Feeder Combo
- 1 x Storage Bin
- 1 x Feed Scoop
- 1 x Dog Tie-out Chain



Code	Description
723	Birthday Kit - Large
724	Birthday Kit - Medium
725	Birthday Kit - Small

## overbank siphons

### features

- Lightweight, but extremely sturdy, UV stabilised polyethylene
- Bright yellow colour ensures high visibility in paddock
- Tough one-piece design - no joins!
- Bank design ensures good stability over bank



Code	Description	Dimensions (W x L x H)
801	6" Siphon	150 x 2700 x 900mm
802	9" Siphon - Standard	225 x 2800 x 920mm
803	9" Siphon - Extra Long	225 x 3800 x 1300mm
804	12" Siphon - Jumbo	300 x 3800 x 1300mm
808	Priming Unit - 2 stroke Robin System	
809	Priming Unit - 4 stroke Robin System	