

SECTION 5.8

KERB RAMP

Kerb Ramp is a portable, heavy duty moulded rubber unit suitable for trucks, cars or hand trolleys. The interlocking design allows for an extended ramp length. Reduces risk of injury or damage to vehicles or property. 100mm high x 300 deep x 480 wide, and weight 10kgs each. Each ramp has a 25mm access for cables or hoses.



PART No.	DESCRIPTION
KR1030	Rubber Kerb Ramp 100H x 300D x 480W (sold individually)



5

SECTION 5.9


WHEEL CHOCKS

WC1 – High quality moulded rubber wheel chock, 255mm long x 210mm high x 180mm wide. Rope connection points moulded into the chock. Single side design. Weight 4.5kgs.


WC2 – High quality moulded rubber wheel chock, 200mm long x 145mm high x 250 wide. Rope connection points moulded into the chock. Double sided design. Weight 3.75kgs.

WC3 – Super heavy duty truck chock, 305mm long x 260mm high x 300mm wide. Weight 11.8kgs.


WC4 – Economy wheel chock measuring 240mm long x 200mm high x 180mm wide. Includes rope attachment points. Weight 7.6 kgs.




WC1.



WC2.



WC3.



WC4.

PART No.	DESCRIPTION
WC1	Wheel Chock 255 x 210 x 180mm
WC2	Wheel Chock 200 x 145 x 250mm
WC3	Wheel Chock 305 x 260 x 300mm
WC4	Wheel Chock 240 x 200 x 180mm