

MACHINERY GUARDING

De-fence is a truly modular and flexible safety fence system. It has been designed to comply with AS4024.1 when used as machinery guarding. Alternatively, its flexible design lends itself to many applications.

De-fence can be configured in 2 standard heights. All panels are fully bushed and have the ability to swing through 180°. Any fixed panel can be converted to a gate or vice versa simply by deleting or adding brackets.

Five standard mesh panel sizes are available with the option of clear polycarbonate infills if required



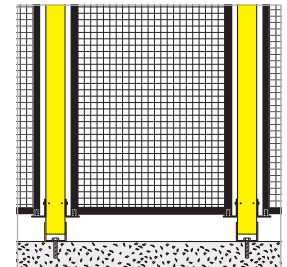
SECTION 10.1.1
De-fence Introduction




SECTION 10.1.2
De-fence components



SECTION 10.1.3
De-fence features



SECTION 10.1.4
De-fence specifications



SECTION 10.1.5
De-fence site planner



SECTION 10.1.6
De-fence estimator

RELATED PRODUCTS



SECTION 2
Post & rail systems



SECTION 3
Impact absorbing products



SECTION 6
Expanding barriers



SECTION 8.3
Safety mirrors



SECTION 10.1.1

INTRODUCING DE-FENCE

De-fence Safety Fencing

De-fence is a truly modular safety guarding and fencing system. Designed to comply with AS4024.1 De-fence is simple to install and is flexible and configurable to the widest range of applications.

Applications:

- » Machinery guarding.
- » Pedestrian control fencing.
- » Forklift separation.
- » Zoning of workspaces.
- » Quarantining areas.
- » Lockable stores.
- » Animal enclosures.
- » Automation work cells.

Value Features:

- » Can be used in two heights 1250 & 2410mm.
- » Off the shelf standard panels, posts and accessories.
- » Ease of installation using basic tools.
- » Easily extended, relocated or removed and replaced.
- » All steel construction with standard powder coat finish.
- » Designed to comply with AS4024.1.
- » Design flexibility.
- » 25 x 25 x 3mm standard welded mesh infill.
- » Optional clear polycarbonate infill panels.
- » Any panel can be simply converted to a gate.

SINGLE DE-FENCE – 1250 High

With a height of 1250mm the Single De-fence is designed for pedestrian management and forklift separation requirements.

Stock panels and posts can be mixed and matched in any combination to achieve a desired layout. All posts are predrilled on all four sides ready to accommodate our standard panel brackets.

Note: Single De-fence and Double De-fence are fully compatible with each other. Double De-fence posts will also accommodate single De-fence panels.

DOUBLE DE-FENCE – 2410 High

At 2410mm high our Double De-fence is ideally suited to machinery guarding and zoning of work spaces.

Double De-fence is designed to comply with Australian Standard AS4024.1 – Safety of Machinery.

As with single De-fence panels and posts can be mixed and matched as required. All double De-fence posts are pre-drilled on all four sides to accept two standard panels stacked vertically.

See Section 10.1.4 for ordering details.



De-fence as machinery guarding.



De-fence as pedestrian separation.



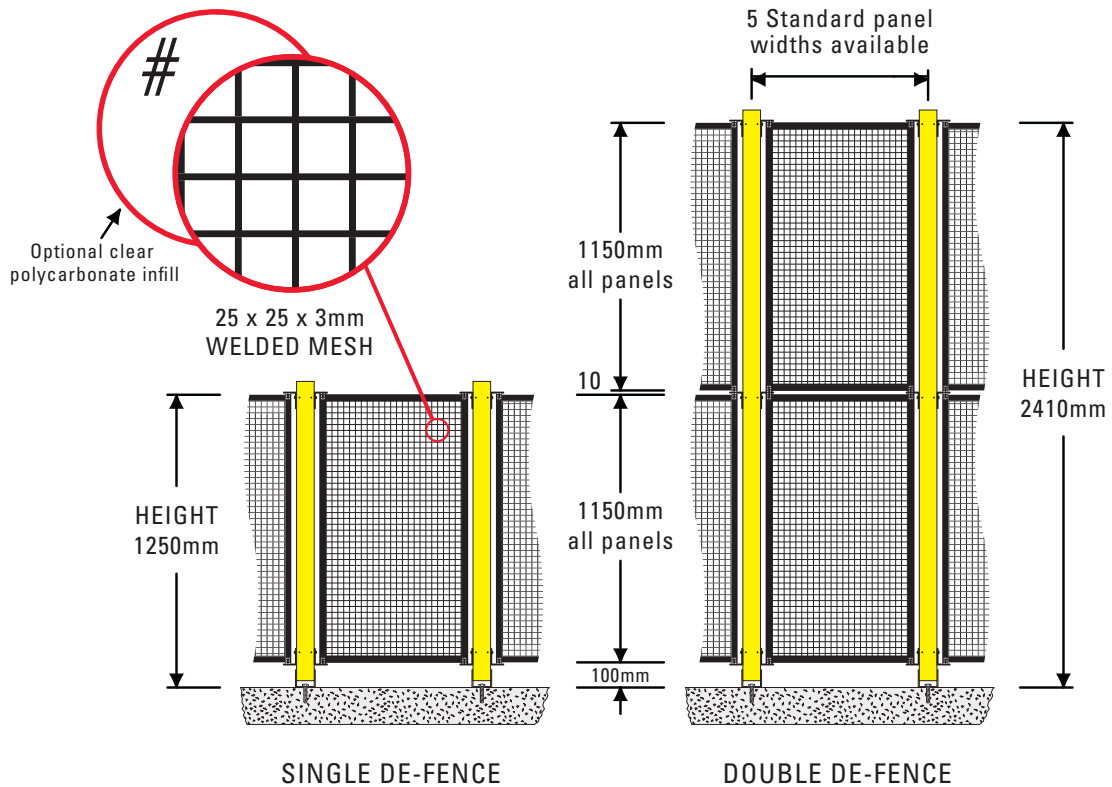
De-fence as quarantining.

! PLEASE NOTE

All panel sizes are now available as an option with 3mm clear polycarbonate infill. Our unique aluminium extrusion holds the infill in place while providing a robust connection between panel and frame

SECTION 10.1.2

DE-FENCE COMPONENTS



De-fence Posts

The De-fence safety guarding system is designed to comply with AS4024.1:2006 Safety of machinery. The bi-directional design of posts means they can be installed in line with or at 90 degrees to the fence line. (Note: The fence will be more rigid when the posts are installed with the base at 90

degrees to the line of the fence). Each post comes complete with drilled and tapped holes on all four sides ready to receive panel brackets. Supplied with plastic cap and ground fixings. Yellow powder coated finish. Cable access measuring 25 x 75mm is incorporated into the design of the posts.

DFP1300 – Single height surface mount 4-way post 1300 x 75 x 75 x 2.5mm with welded base.
 DFP2460 – Double height surface mount 4-way post 2460 x 75 x 75 x 2.5mm with welded base.
See Section 10.1.4 for ordering details.

De-fence Fence Panels

De-fence modular mesh panel with mesh infill 25 x 25 x 3mm wire. When used with De-fence posts and brackets, panels can be

either fixed if bracketed on both sides, or alternatively any panel can act as a gate simply by bracketing one side only.

Panels are powder coated black for improved see through. Designed to comply with AS4024.1:2006 Safety of Machinery.

De-fence Post Brackets



DF-SPB
Standard Panel bracket kit
 This bracket provides universal panel mounting where no side adjustment is required.



DF-APB
Adjustable panel bracket kit
 Use in place of DF-SPB where side adjustment is required. Allows for up to 12mm of adjustment.



DF-PCB
Panel connector bracket kit
 Used on double De-fence for joining upper and lower panels.



DF-SGB
Self-closing gate bracket kit
 Use as either the top or bottom gate hinge. Allows tension adjustment for gate closure. (Use only 1 per gate.)

SECTION 10.1.3




DE-FENCE FEATURES




Post bases

Post bases are made from heavy 4mm thick mild steel fully welded to the posts. All posts have 25mm cable access at the base. Fixed to the ground using two 12mm in-ground anchors. When the post is removed the floor is left flush with no protrusions.



180° Swing

Our unique bushing system means panels can swing through more than 180°. This feature allows panels to come off the posts at any angle. With all connections being bushed there is no rattling or noisy panels.



Four Way Connectivity

Posts are drilled and tapped on all four sides, making them ideal for multi-sided enclosures or changes in direction. Brackets come complete with all fixings.



25 x 25 Mesh

25 x 25 x 3mm welded mesh is the standard in-fill to our stock panels. Alternatively, 3mm thick, clear polycarbonate panels can be used if required.



Gate

With De-fence any fixed panel becomes a gate simply by removing the panel brackets from one side and pivoting on the other, left hand or right hand. A choice of latch systems completes the gate.



DF-CP – De-fence panel connector pin

Is applied when double height De-fence panels are to be used as a gate. The pin connects the panels on the non hinge side, locking them together with the hinge bushes (as supplied and shown). Only 1 required per double height gate.



DF-GS – Gate stop

A non latching gate stop for use with self closing gates. Manufactured from moulded polymer material, it is both very durable and quiet in operation.



DF-LL – Gate latch

A gravity action gate latch kit for use with single De-fence locks and latches from one side only.
DF-LLR – A remote release kit to suit DF-LL when installed on double De-fence. Allow the latch to be operated from both sides of the fence.



DF-LB – Lokk-bolt security drop bolt

The Lokk-bolt security drop bolt is a key lockable bolt for use with double gates. Clever bolt retention grooves mean that the bolt will never drop or drag. Manufactured from moulded polymer material with stainless steel components.



SECTION 10.1.4

DE-FENCE SPECIFICATIONS

PART No.	DESCRIPTION
DFP1300	Post 1300 x 75 x 75mm with fixings
DFP2460	Post 2460 x 75 x 75mm with fixings
DFP2000M	Mesh Panel 2000mm long (post centres)
DFP1500M	Mesh Panel 1500mm long (post centres)
DFP1000M	Mesh Panel 1000mm long (post centres)
DFP750M	Mesh Panel 750mm long (post centres)
DFP500M	Mesh Panel 500mm long (post centres)

PART No.	PANEL BRACKETS
DF-SPB	Standard panel bracket kit
DF-APB	Adjustable panel bracket kit
DF-PCB	Panel connector bracket kit
DF-SGB	Self-closing gate bracket kit

PART No.	ACCESSORIES
DF-CP	De-fence panel connector pin
DF-GS	De-fence gate stop
DF-LL	General purpose gate latch
DF-LB	Lockable drop bolt

Posts:

Description:	Pre-drilled SHS posts.
Material:	75 x 75 x 2.5 SHS.
Finish:	Yellow powder coat.
Height:	1300 or 2460mm.
Width:	75 x 75mm.
Foot print:	200 x 84mm.
Weight:	1300mm – 7.4kgs. 2460mm – 12.0kgs.
Installation:	2 off M10 x 75mm concrete screw anchors. (Supplied).

Brackets:

Description:	Panel to post connecting brackets. (4 types).
Material:	4mm mild steel.
Finish:	Black powder coat.
Weight:	Approx. 300grams.
Installation:	2 off M8 x 12mm Hex, head bolts with washers (supplied).

Panels/Gates:

Description:	Module panels.
Material:	Mesh – 25 x 25 x 3mm. Polycarbonate – 3mm clear. Frame – 38 x 25 x 1.6 RHS.
Finish:	Black powder coat.
Height:	1150mm.
Width:	2000 / 1500 / 1000 / 750 / 500mm from post centre to post centre.
Weight:	7.5kgs per metre approx.
Installation:	Panel brackets (ordered separately).

Panel Infills:

Standard panel infill is 25 x 25 x 3mm welded steel mesh welded at frame perimeter. Aperture size is 22 x 22mm. Optional clear polycarbonate infill 3mm thick is available at additional cost. Polycarbonate panels are held in place via a custom aluminium extrusion.

SECTION 10.1.5
















DE-FENCE SITE PLANNER:

Draw your proposed layout here. Work in spans of 500, 750, 1000, 1500 or 2000mm to suit standard panels.

1 cm = 1 metre

SECTION 10.1.6

DE-FENCE ESTIMATOR

ITEM	NO. REQ.	UNIT COST \$	TOTAL COST \$	COMMENT
 DFP1300 Single post				All De-fence posts are pre-drilled and tapped to 8mm on all four sides for total flexibility. Supplied with welded bases and masonry fixings.
 DFP2460 Double post				
 DFP2000M Mesh panel 2000mm long				Note: Panel sizes shown actually reflect the distance between post centres. Eg. A 2000mm panel is the distance from post centre to post centre. Standard panels are powder coated black finish with 25 x 25 x 3mm welded mesh infill (aperture size 22 x 22mm). If required, any standard panel size can be supplied with optional 3mm clear polycarbonate infill instead of the welded mesh. Extra costs apply.
 DFP1500M Mesh panel 1500mm long				
 DFP1000M Mesh panel 1000mm long				
 DFP750M Mesh panel 750mm long				
 DFP500M Mesh panel 500mm long				
 DF-SPB Standard bracket kit				Provides universal panel mounting where no side adjustment is required. Up to 40mm vertical adjustment.
 DF-APB Adjustable bracket kit				Allows up to 12mm of side adjustment with 40mm vertical adjustment. Can be used in place of DF-SPB.
 DF-PCB Panel connector bracket kit				Use on double De-fence for joining upper and lower panels.
 DF-SGB Self closing gate bracket kit				Use for gates only. Replaces either top or bottom bracket on hinge side of gate. Adjustable for closing tension. Use 1 per gate.
 DF-CP Gate connector pin				Use on double De-fence gates only. Locks top and bottom panels together on the non hinge side. (Use 1 per double height gate).
 DF-GS Gate stop				Non-latching gate stop for use with self closing gates.
 DF-LL / DF-LLR Gate latch & release kit				DF-LL general purpose gate latch kit. DF-LLR latch release kit for use with double height De-fence.
 DF-SGB Lockable drop bolt				Key lockable drop bolt. Use with double gates or to fix gates in the open position.